

final Presentation Evaluation

clearly give out the overall design impact visually

I have focused alot on trying to give out the overall design idea to the client at one glance.

I have successfully created visual impact by using consistant contrast on the 4 boards. The large size of the boards creates impact, the extuding forms of objects does also.

The sudden colour usage on the board 3 also has high contrast to enrich the design presentation.

have the ability to communicate the final design to the client

the presentation board communicates the final design in many ways, visually and functionally.

in the first board, the corrugated paper was placed to communicate to the client on material effects and colour. the background is decoration from ideas on contour lines that visually enhance the overall design. The instrumental working drawings show clearly the accurate design features.

Have necessary information available

exterior design : 2pt perspective sketch, elevations

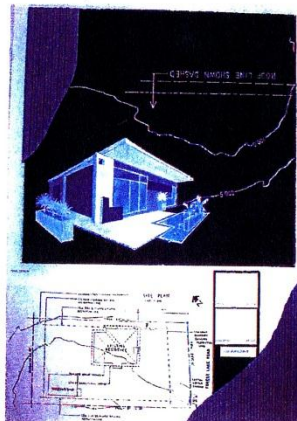
interior design : design sketches, isometric projection, floor plan

landscaping : site plan, exterior floor plan, sketches

Show how the specification and the brief has been met.


on board 4, fully on evaluation on the final design.

BOARD 1




specialised input with the extuding format, collages of colour scheme

BOARD 2



BOARD 3



BOARD 4



Be in an efficient layout that is easily followed through and can be visually effective.

effective layout is created by the consistant layout format. elements are big and bold, that can be easily identified by the clients. there is repitition in the elevations and interior design sketches that are creating movement vertically.

4

- the black foam board used with contrasting view of the studio stands out and captures the eye.
- simplicitic layout brings out design feature with style good use of black & white space
- good communication of ideas with suitable information provided.
- provided collage and colour scheme gives feel of the actual design.

- Black background establishes the focus on the board.
- harmony within board with instrumental design works and hand drawn sketches.