

See back cover for an English translation of this cover

1

90944M



NEW ZEALAND QUALIFICATIONS AUTHORITY  
MANA TOHU MĀTAURANGA O AOTEAROA

SUPERVISOR'S USE ONLY

## Pūtaiao, Kaupae 1, 2011

### 90944 Te whakaatu māramatanga ki ngā āhuatanga o te waikawa me te pāpāhua<sup>1</sup>

9.30 i te ata Rāhina 21 Whiringa-ā-rangi 2011  
Whiwhinga: Whā

Paetae	Paetae Kaiaka	Paetae Kairangi
Te whakaatu māramatanga ki ngā āhuatanga o te waikawa me te pāpāhua.	Te whakaatu māramatanga hōhonu ki ngā āhuatanga o te waikawa me te pāpāhua.	Te whakaatu māramatanga matawhānui ki ngā āhuatanga o te waikawa me te pāpāhua.

Tirohia mehemea e ōrite ana te Tau Ākonga ā-Motu kei tō pepa whakauru ki te tau kei runga ake nei.

**Me whakautu e koe ngā pātai KATOA kei roto i te pukapuka nei.**

Tangohia te Pukaiti Rauemi 90944MR i waenganui o tēnei pukapuka.

Whakaaturia ngā mahinga KATOA.

Ki te hiahia koe ki ētahi atu wāhi hei tuhituhi whakautu, whakamahia te wāhi wātea kei muri i te pukapuka nei.

Tirohia mehemea kei roto nei ngā whārangi 2–19 e raupapa tika ana, ā, kāore hoki he whārangi wātea.

**HOATU TE PUKAPUKA NEI KI TE KAIWHAKAHAERE HEI TE MUTUNGA O TE WHAKAMĀTAUTAU.**

TAPEKE

<sup>1</sup>kawakore

MĀ TE KAIMĀKA ANAKE





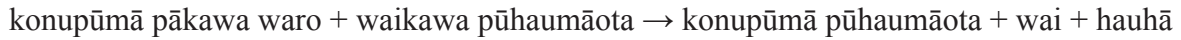




## PĀTAI TUARUA: TE TERENGA O TE TAUHOHENGA

Ka tauhohe te konupūmā pākawa waro (mara māpere) me te waikawa pūhaumāota ki roto i tētahi puoto kakiroa.

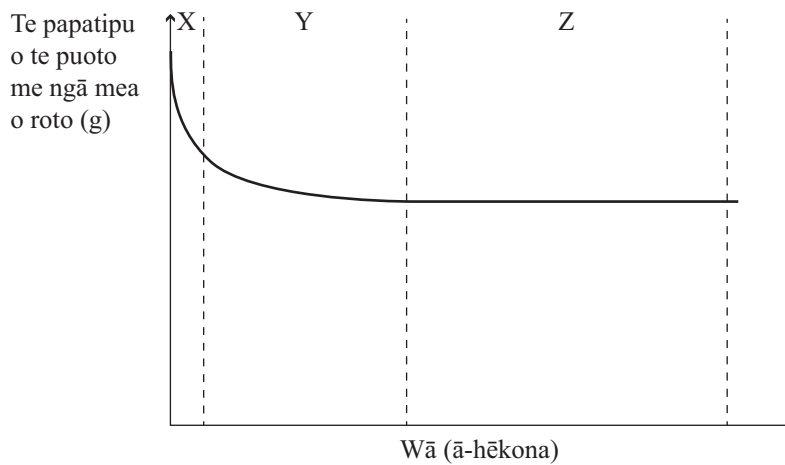
Ko te whārite ā-kupu mō tēnei tauhohenga ko:



(a) Whakaahuatia tētahi mātackinga āu ina pā mai tēnei tauhohenga.

---

Ko te papatipu o te puoto me ngā mea i roto ka inea ki tētahi inetaumaha i roto i te wā me te tuhi ki te kauwhata i raro.



(b) Whakamāramahia mai he aha i heke ai te papatipu i roto i te wā.

I tō tuhinga me:

- whai whakaaro ki ngā huanga katoa ka hangaia mai
- whakamārama mai kei te aha, e ai ki ngā korakora ME te tere o te tauhohenga, i **ia** wāhanga o te kauwhata.

Ka iti iho te papatipu i roto i te wā nā te mea: \_\_\_\_\_

---



---



---

I te wāhanga X: \_\_\_\_\_

---



---

I te wāhanga Y: \_\_\_\_\_

---



---

I te wāhanga Z: \_\_\_\_\_

---



---



---

- (c) Ina whakamahia te waikawa pūhaumāota e nui ake ai te **kukūtanga**, ka tere ake te tauhohenga.

Whakamāramahia te rerekētanga i roto i te tere o te tauhohenga.

I tō whakautu me kōrero koe mō:

- ngā korakora
- ngā tuinga
- te tere o te tauhohenga.

---



---



---



---



---



---



---



---



---



---



---



---



---



---



---



---



---



---



---



---



---



---

**QUESTION TWO: RATES OF REACTION**

Calcium carbonate (marble chips) and hydrochloric acid react together in a conical flask.

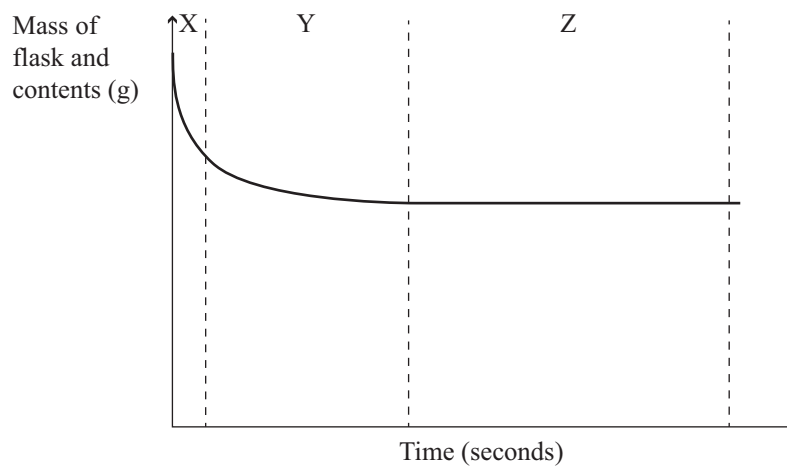
The word equation for this reaction is:



(a) Describe an observation you would make when this reaction occurs.

---

The mass of the flask and contents is measured on a scale over time and recorded on the graph shown below.



(b) Explain why the mass decreases with time.

In your answer you should:

- consider all the products being formed
- explain what is happening, in terms of particles AND the rate of reaction, in **each** section of the graph.

The mass decreases with time because: \_\_\_\_\_

---



---



---

In section X: \_\_\_\_\_

---



---





## PĀTAI TUATORU: TE HANGA PĀHARE

I te hiahia tētahi ākonga ki te hanga i te pāhare **konupora pūhaumāota**.

Matapakihia he pēhea te mahi a te ākonga i te pāhare **konupora pūhaumāota** mai i te **waikawa pūhaumāota** me te **konupora ōkai**.

I tō tuhinga me:

- tuhi he aha te **momo** tauhohenga ka pā
- tuhi tētahi whārite ā-kupu ME tētahi whārite tohu taurite mō te tauhohenga i waenga i te waikawa pūhaumāota me te konupora ōkai
- whakamārama ka pēhea tō hanga konupora pūhaumāota i roto i tētahi **taiwhanga kura** mai i te waikawa pūhaumāota me te konupora ōkai totoka (ka taea tēnei mā te tuhi hoahoa whai tapanga).

Te momo tauhohenga: \_\_\_\_\_

Whārite ā-kupu

Whārite tohu taurite

---

---

---

---


---

---

---

---

Ngā hoahoa



**QUESTION THREE: MAKING A SALT**

A student wanted to make the salt, **magnesium chloride**.

Discuss how the student would make **magnesium chloride** salt from **hydrochloric acid** and **magnesium oxide**.

In your answer you should:

- state what **type** of reaction occurs
- write a word equation AND a balanced symbol equation for the reaction between hydrochloric acid and magnesium oxide
- explain how you would make magnesium chloride in a **school lab** from hydrochloric acid and solid magnesium oxide (this can be done by drawing labelled diagrams).

Type of reaction: \_\_\_\_\_

Word equation

Balanced symbol equation

---

---

---

---


---

---

---

---

Diagrams





Whārite ā-kupu

Whārite tohu taurite





---

---

---

Word equation

Balanced symbol equation





*English translation of the wording on the front cover*

## Level 1 Science, 2011

### 90944 Demonstrate understanding of aspects of acids and bases

9.30 am Monday 21 November 2011  
Credits: Four

Achievement	Achievement with Merit	Achievement with Excellence
Demonstrate understanding of aspects of acids and bases.	Demonstrate in-depth understanding of aspects of acids and bases.	Demonstrate comprehensive understanding of aspects of acids and bases.

90944M

Check that the National Student Number (NSN) on your admission slip is the same as the number at the top of this page.

**You should attempt ALL the questions in this booklet.**

Pull out Resource Booklet 90944R from the centre of this booklet.

Show ALL working.

If you need more room for any answer, use the extra space provided at the back of this booklet.

Check that this booklet has pages 2–19 in the correct order and that none of these pages is blank.

**YOU MUST HAND THIS BOOKLET TO THE SUPERVISOR AT THE END OF THE EXAMINATION.**