

91088



NEW ZEALAND QUALIFICATIONS AUTHORITY  
MANA TOHU MĀTAURANGA O AOTEAROA

1

SUPERVISOR'S USE ONLY

## Level 1 Te Reo Māori, 2012

### 91088 Tuhi i te reo o tōna ao

9.30 am Monday 26 November 2012

Credits: Six

Achievement	Achievement with Merit	Achievement with Excellence
Tuhi i te reo o tōna ao.	Tuhi kia whai kiko i te reo o tōna ao.	Tuhi kia whai hua i te reo o tōna ao.

Check that the National Student Number (NSN) on your admission slip is the same as the number at the top of this page.

**You should produce a piece of writing in te reo Māori on ONE chosen topic.**

If you need more room for any answer, use the extra space provided at the back of this booklet.

Check that this booklet has pages 2–11 in the correct order and that none of these pages is blank.

**YOU MUST HAND THIS BOOKLET TO THE SUPERVISOR AT THE END OF THE EXAMINATION.**

**TOTAL**

ASSESSOR'S USE ONLY

You are advised to spend 60 minutes answering the questions in this booklet.

## INSTRUCTIONS

Produce a piece of writing on ONE topic in **te reo Māori only**. You must select a topic from those listed in this examination booklet.

Please note the following guidelines:


- Your writing should be carefully set out, so it is easy to follow and read.
- Carefully read the requirements of each topic before starting.
- Describe and explain all ideas in relation to the topic you have chosen.
- Check your spelling and grammar.
- The minimum length of writing required is 150 words.

Use the planning boxes on page 6 to map out your ideas. Start your essay on page 7.

Choose ONE of the four topics that are presented on pages 3–5.

**EITHER:**

**Topic 1 – The marae visit**




Write a report in **te reo Māori** for the school newsletter about a time when you visited a marae. The report should describe parts of the visit that were really enjoyable to you and explain why. The writing style should be informative and engaging for the reader.

You may wish to think about the following points:

- the purpose of the visit
- the main activities that took place during the visit
- the people you went with.

**OR:**

**Topic 2 – School life**




Write a journal or diary entry in **te reo Māori** for a typical school day. You may write about your main activities from the time you wake up until the time you go home, or write about a particular activity that you have participated in.

The entry must identify the time of the day and the main activity you were doing, and give a detailed summary of your thoughts or reactions in relation to the activity. The writing should be structured, descriptive, informative, and detailed.

**OR:**

**Topic 3 – Facebook**




You have been invited to join a closed group of friends on Facebook. The group communicates only in **te reo Māori**. There are 700 members.

Write a blog in **te reo Māori** about yourself, including your personal details, favourite hobbies, and music. The tone of the blog should be friendly and descriptive.

OR:

Topic 4 – Teenage leisure activities



Write a telephone conversation in **te reo Māori** about an up-and-coming social event that will be held at the school – for example, a sport, a debate or a dance.

The telephone conversation needs to communicate the type of event, the date of the event, the travel arrangements, people who will be attending, and how excited you are about going to the event.

## MAHERE WHAKAARO PLANNING PAGE

ASSESSOR'S  
USE ONLY

Whakaraupapa haeretia ō whakaaro ki tēnei pouaka.  
Use this space to brainstorm your answer.

Whakarite haeretia ō tuhinga ki tēnei pouaka.  
Use the planning boxes below to plan your answer.

Kei hea /Ā hea?  
Setting – where and when?

Ko wai ngā tangata?  
People – who?

He aha te tino kaupapa?  
Plot/problem/main theme – what?

He aha ngā mahi?  
Events – what?

- 
- 
- 
- 

He aha ngā rerenga tika, ngā kupu tika:  
Key vocabulary and structures:













91088