

# 1

90939



NEW ZEALAND QUALIFICATIONS AUTHORITY  
MANA TOHU MĀTAURANGA O AOTEAROA

SUPERVISOR'S USE ONLY

## Level 1 Physics, 2014

### 90939 Demonstrate understanding of aspects of heat

2.00 pm Tuesday 25 November 2014  
Credits: Four

Achievement	Achievement with Merit	Achievement with Excellence
Demonstrate understanding of aspects of heat.	Demonstrate in-depth understanding of aspects of heat.	Demonstrate comprehensive understanding of aspects of heat.

Check that the National Student Number (NSN) on your admission slip is the same as the number at the top of this page.

**You should attempt ALL the questions in this booklet.**

Make sure that you have Resource Sheet L1–PHYSR.

In your answers use clear numerical working, words and/or diagrams as required.

Numerical answers should be given with an appropriate SI unit.

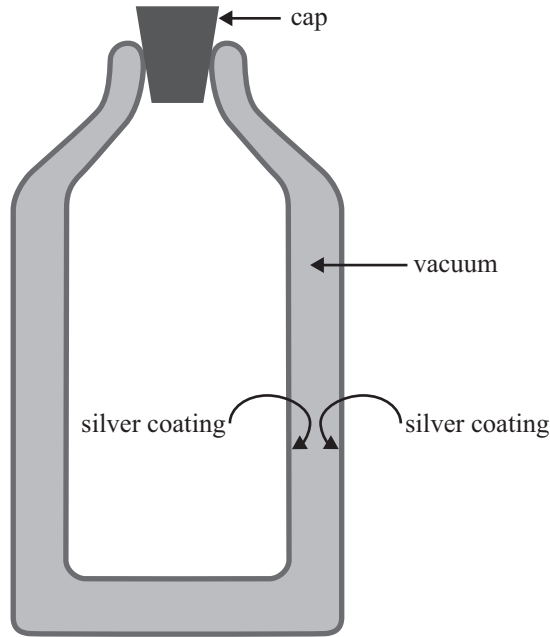
If you need more space for any answer, use the page(s) provided at the back of this booklet and clearly number the question.

Check that this booklet has pages 2–10 in the correct order and that none of these pages is blank.

**YOU MUST HAND THIS BOOKLET TO THE SUPERVISOR AT THE END OF THE EXAMINATION.**

**TOTAL**

ASSESSOR'S USE ONLY

**QUESTION ONE: THE THERMOS FLASK DESIGN**ASSESSOR'S  
USE ONLY

The diagram shows a thermos flask used for keeping hot liquids hot. It consists of two glass containers, placed one inside the other and sealed together at their necks. The air between the walls of the two glass containers is removed to create a vacuum. The inner and the outer glass layers are silvered, and the cap is made of thick plastic.

- (a) Explain the purpose of removing the air from between the walls of the two glass containers.

---

---

---

---

---

---

- (b) Explain why the inner and the outer walls of the thermos flask are silvered.

---

---

---

---

---

---

- (c) The thermos flask can also be used to keep cold things cold. To test the effectiveness of a thermos flask, the flask is initially cooled to  $0^{\circ}\text{C}$  and then 1.2 kg of ice at  $0^{\circ}\text{C}$  is placed inside the flask and the cap is replaced. The flask and its contents are left undisturbed. It is found that after exactly 11.6 hours, all of the ice inside the flask is melted to water at  $0^{\circ}\text{C}$ .

The latent heat of fusion of ice is  $3.36 \times 10^5 \text{ J kg}^{-1}$ .

- (i) Calculate the average rate at which the contents gain heat from the surroundings, in joules per second.

---

---

---

---

---

---

---

---

Rate of heat gain: \_\_\_\_\_

- (ii) After all the ice has melted, the thermos flask and its contents are left for a certain time. It is found that the **rate** of heat gain gradually decreases.

Explain why this is so.

---

---

---

---

---

---

---

---

---

---

- (d) (i) Some hot water is placed in an **empty** thermos flask.

Explain why it is essential for the top of the flask to be closed for the liquid to remain hot over a long period of time.

---

---

---

---

---

---

---

---

---

---

- (ii) In reality, the hot water in the thermos flask will lose heat over a 24-hour period, even if the top of the flask is closed.

Explain why this happens.

---

---

---

---

---


---

---

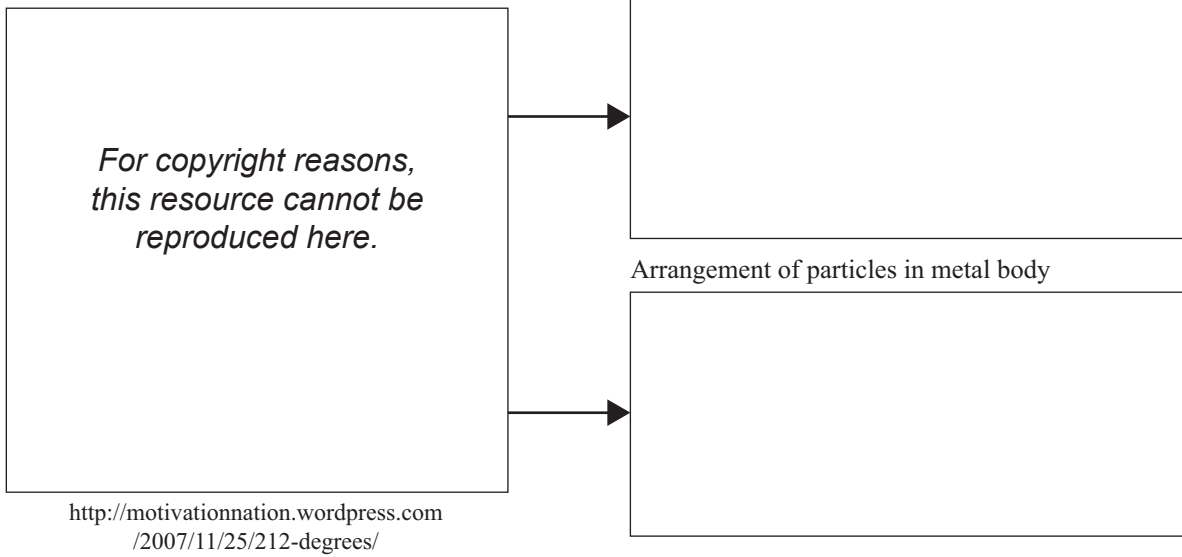
---

---

---



## QUESTION TWO: HEATING WATER



- (a) The photograph above shows water being heated in a container. As the water boils, steam is produced.

In the spaces given above, draw diagrams to show how the particles are arranged in:

- (i) steam
- (ii) the metal body of the gas burner.

- (b) (i) The metal body of the gas burner is made from iron. When the metal body heats up, it expands.

In terms of the arrangement of particles in the metal body, explain why the metal body expands during heating.

---



---



---



---



---

- (ii) Explain why heat energy is needed to convert boiling water at  $100^{\circ}\text{C}$  to steam at  $100^{\circ}\text{C}$ , even though the temperature remains constant during the change of phase.

---



---



---



---



---

(c) Particles in water are in liquid state, and particles in steam are in gaseous state.

(i) State one similarity between the behaviour of the particles in liquid state and in gaseous state.

---

---

---

(ii) State one difference between the particles in liquid state and in gaseous state.

---

---

---

(d) A liquid is heated with a 150 W electric heater. When the liquid reaches the boiling point, only 85% of the power supplied is absorbed by the liquid to keep it boiling, and the rest is lost to the surroundings.

Calculate the value of the **latent heat of vaporisation** of the liquid, given that 0.0075 kg of the liquid has evaporated in 35 s.

---

---

---

---

---

---

---

---

---

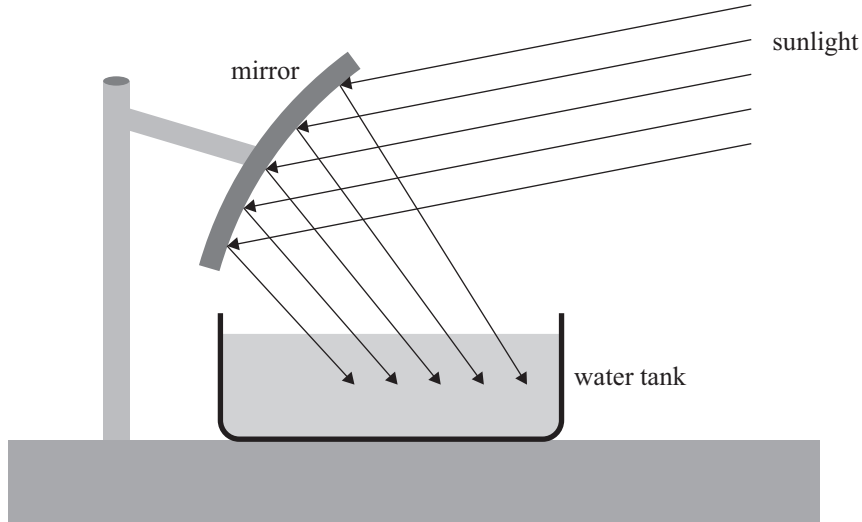
---

Latent heat of vaporisation: \_\_\_\_\_

**This page has been deliberately left blank.  
The examination continues on the following page.**

**QUESTION THREE: SOLAR HEATING**

A curved mirror is used to heat water. The mirror focuses the heat energy from the Sun onto a small metal tank containing water, as shown in the diagram below. The mirror is made from a thin sheet of polished stainless steel and it is arranged so that all of the reflected energy is focussed onto the water and the tank.



- (a) Name and describe the method of heat transfer from the Sun to the mirror in the above set-up.

Name: \_\_\_\_\_

Description: \_\_\_\_\_

\_\_\_\_\_

\_\_\_\_\_

\_\_\_\_\_

- (b) Not all the energy incident on the mirror is actually used to heat the water.

Give TWO reasons why this is so.

Reason 1: \_\_\_\_\_

\_\_\_\_\_

\_\_\_\_\_

Reason 2: \_\_\_\_\_

\_\_\_\_\_

\_\_\_\_\_









90939