

1

91028



NEW ZEALAND QUALIFICATIONS AUTHORITY
MANA TOHU MĀTAURANGA O AOTEAROA

QUALIFY FOR THE FUTURE WORLD
KIA NOHO TAKATŪ KI TŌ ĀMUA AO!

SUPERVISOR'S USE ONLY

Level 1 Mathematics and Statistics, 2017

91028 Investigate relationships between tables, equations and graphs

9.30 a.m. Monday 20 November 2017
Credits: Four

Achievement	Achievement with Merit	Achievement with Excellence
Investigate relationships between tables, equations and graphs.	Investigate relationships between tables, equations and graphs, using relational thinking.	Investigate relationships between tables, equations and graphs, using extended abstract thinking.

Check that the National Student Number (NSN) on your admission slip is the same as the number at the top of this page.

You should attempt ALL the questions in this booklet.

Show ALL working.

Grids are provided on some pages. This is working space for the drawing of a graph or a diagram, constructing a table, writing an equation, or writing your answer.

If you need more space for any answer, use the page(s) provided at the back of this booklet and clearly number the question.

Check that this booklet has pages 2–15 in the correct order and that none of these pages is blank.

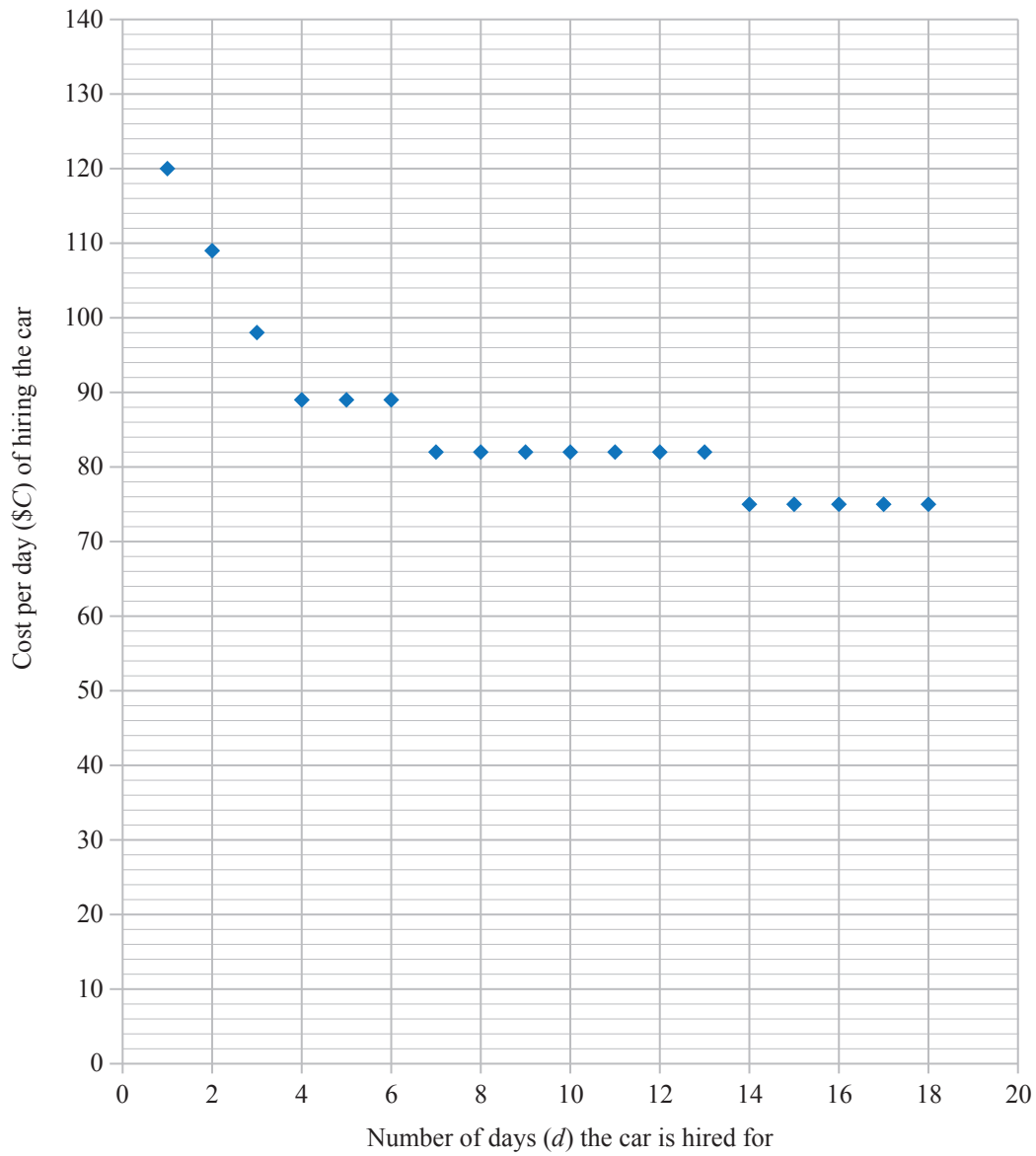
YOU MUST HAND THIS BOOKLET TO THE SUPERVISOR AT THE END OF THE EXAMINATION.

TOTAL

ASSESSOR'S USE ONLY

QUESTION ONE

- (a) *Rent A Car* is a car rental company. The graph below shows the **cost per day** (\$ C), of hiring one of their standard-sized cars, as the **number of days the car is hired for** (d) increases.



- (i) How much cheaper per day is it to hire the car for 3 days than 1 day?

- (ii) Give the equation for the **cost per day** of hiring the car:

- (1) for 4 to 6 days

- (2) for the first 3 days.

- (b) *Rent A Car* decides to introduce a special deal, and produces a sign as shown on the right.

Mere is trying to find the cheapest option for renting a car. She asks what this 'SPECIAL DEAL' actually means.

The company gives Mere the formula they use to work out the daily rate.

$$C = 140 \times 0.9^{d-1}$$

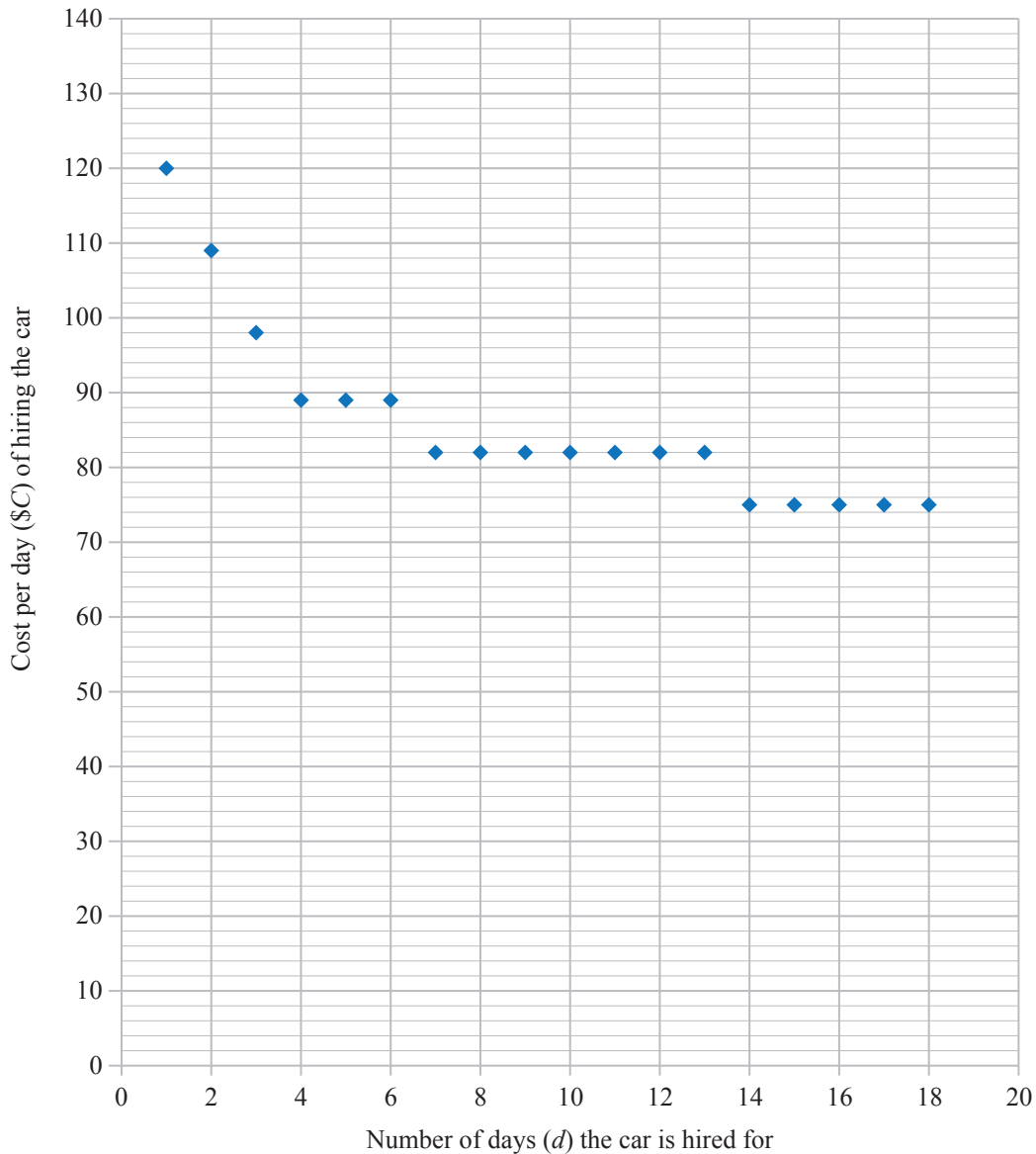
where C is the daily cost and d is the number of days for which the car is hired.



Investigate, using an equation, table, or graph, whether Mere is any better off with this 'special deal' offer compared to the original price, as shown on the graph from page 2 (reproduced below).

Justify your answer.




Graph repeated from Page 2






QUESTION TWO

- (a) (i) Sketch the graph of $y = 2^x$.



- (ii) Give the equation of this graph if it is translated down by 3 units, and then reflected in the y -axis.



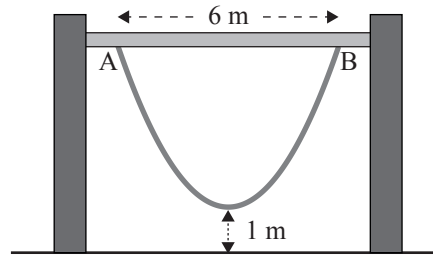
- (b) In a children's playground there is a rope hanging from two points, A and B, on a horizontal beam.

A and B are 6 metres apart.

The lowest point of the rope is 1 m above the ground.

The shape of the rope can be modelled by

$$y = \frac{x}{3}(x-p) + 4$$



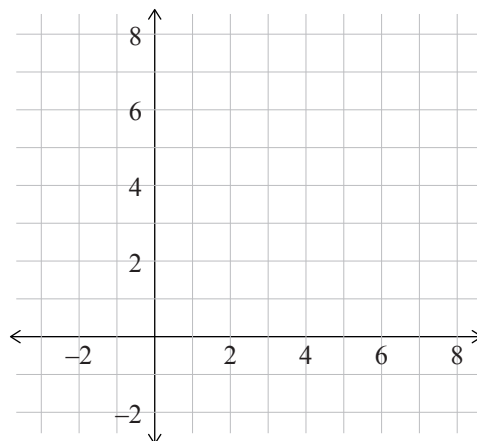
ASSESSOR'S
USE ONLY

where y is the height above the ground, and x is the distance from A.

- (i) How high above the ground is A?

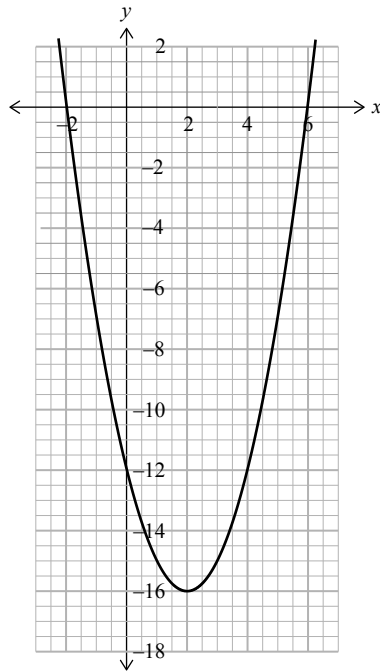
- (ii) Give the value of p .

- (iii) On the grid below sketch the graph that models the shape of the rope.



QUESTION THREE

- (a) (i) Give the equation of the parabola shown below.

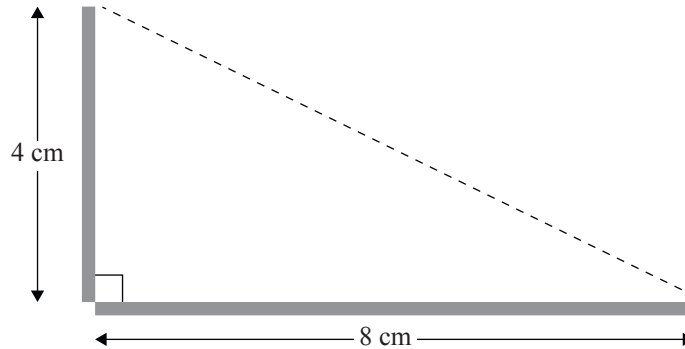


- (ii) Give the equation of the above graph if it is translated by 2 units to the right.

- (b) Jono has some strips of plastic that are each 12 cm long.


He cuts one of these strips into two pieces and uses them as the two shorter sides of a right-angled triangle.

He starts by cutting a piece 4 cm long from a 12 cm strip, and uses this as one side of a right-angled triangle. He places the remaining 8 cm piece at right angles as the second side, as shown below.



He then calculates the area of the triangle that would be formed by joining the two end points.

- (i) Use a table, equation, or graph to investigate the relationship between the area of the triangle, and the different lengths of the piece of plastic that can be cut from the 12 cm strip.



State the equation that best represents the relationship between the area of the triangle and the length of plastic cut from the 12 cm strip.

**Extra paper if required.
Write the question number(s) if applicable.**

QUESTION
NUMBER

ASSESSOR'S
USE ONLY

A large grid of graph paper with light blue lines, intended for writing answers to questions. The grid covers most of the page below the instructions.

91028