

1

91028



910280



NEW ZEALAND QUALIFICATIONS AUTHORITY
MANA TOHU MĀTAURANGA O AOTEAROA

QUALIFY FOR THE FUTURE WORLD
KIA NOHO TAKATŪ KI TŌ ĀMUA AO!

SUPERVISOR'S USE ONLY

Tick this box if
there is no writing
in this booklet

Level 1 Mathematics and Statistics 2020

91028 Investigate relationships between tables, equations and graphs

9.30 a.m. Friday 20 November 2020

Credits: Four

Achievement	Achievement with Merit	Achievement with Excellence
Investigate relationships between tables, equations and graphs.	Investigate relationships between tables, equations and graphs, using relational thinking.	Investigate relationships between tables, equations and graphs, using extended abstract thinking.

Check that the National Student Number (NSN) on your admission slip is the same as the number at the top of this page.

You should attempt ALL the questions in this booklet.

Show ALL working.

Grids are provided on some pages. This is working space for the drawing of a graph or a diagram, constructing a table, writing an equation, or writing your answer

If you need more room for any answer, use the extra space provided at the back of this booklet.

Check that this booklet has pages 2–20 in the correct order and that none of these pages is blank.

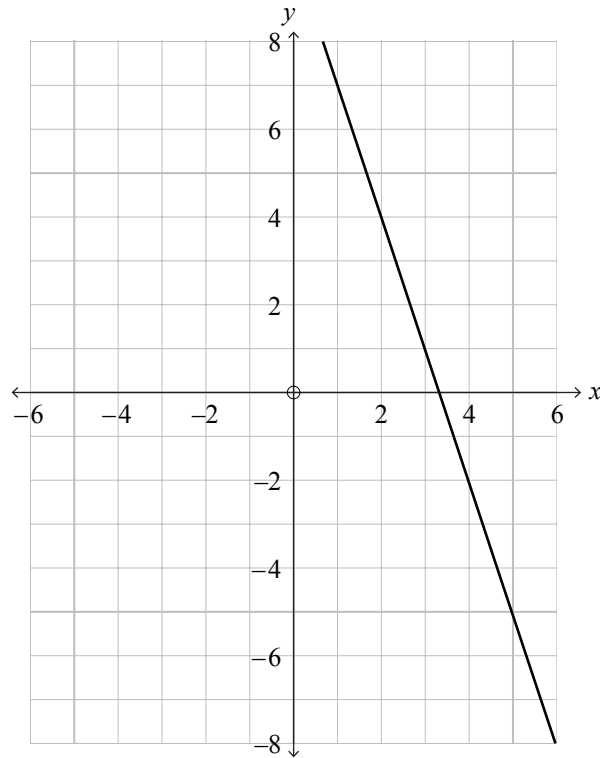
YOU MUST HAND THIS BOOKLET TO THE SUPERVISOR AT THE END OF THE EXAMINATION.

TOTAL

ASSESSOR'S USE ONLY

QUESTION ONE

- (a) Give the equation of the graph shown below.



Equation: _____

- (b) Three friends – Anaru, Bahman, and Cael – are about to start saving. Each friend has a different savings plan. They want to compare how much they will save over the next 9 years.

None of the friends will withdraw any money from their savings plans at any stage.

- (i) Anaru puts an amount of money into a bank account at the start of his savings plan. His money will gain compound interest on this amount at the end of each year.

Anaru's plan can be represented by $S = 50 \times 1.3^t$

where S is the amount of savings (in dollars \$)

and t is the number of years since the savings plan started.

How much money did Anaru put into his saving plan at the start?

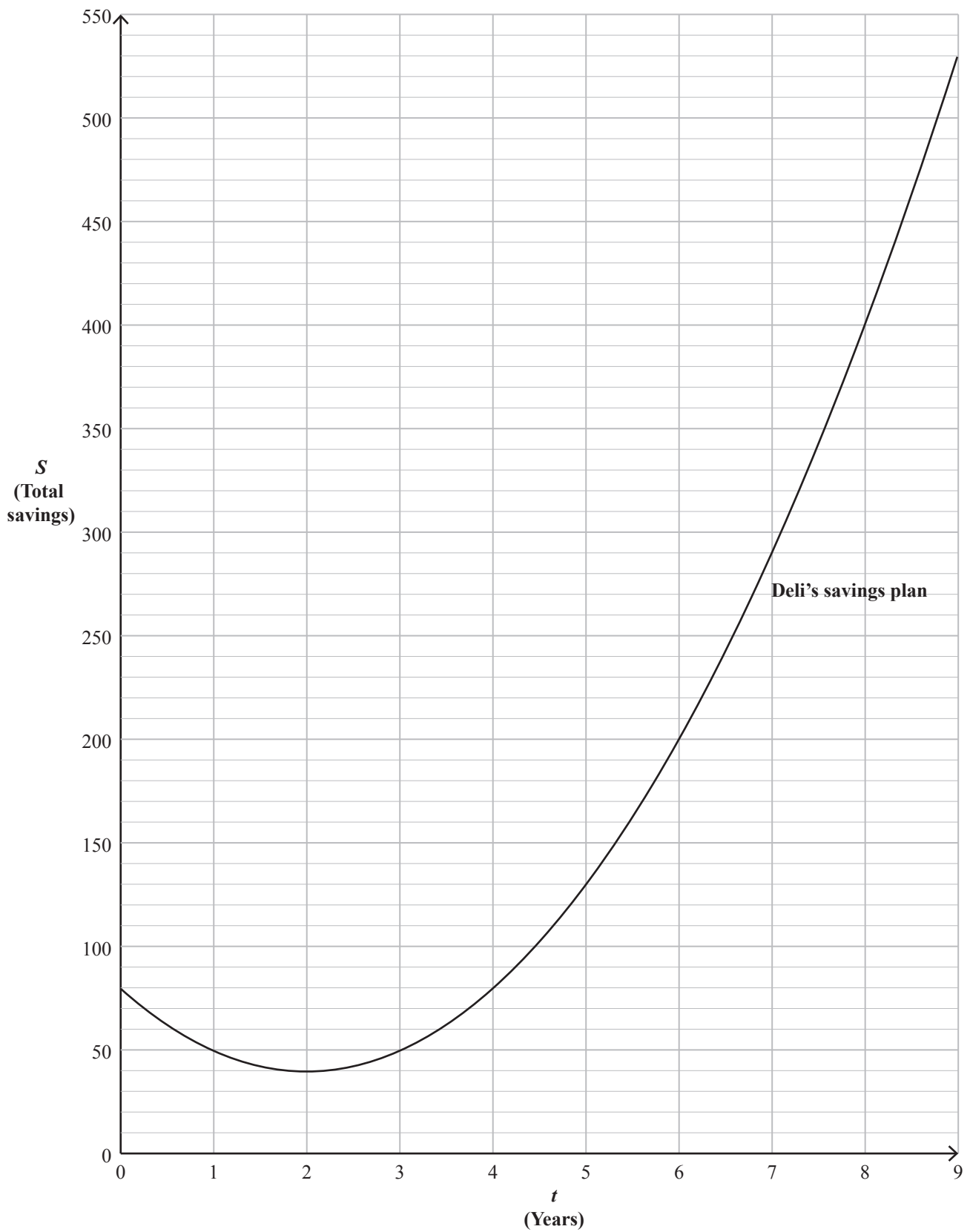
- (ii) Bahman does not want to use a bank, and instead plans to keep his money in a well-hidden shoebox. He puts \$50 into the shoebox at the start of his savings plan. Bahman will not receive any interest, but he will put an extra \$40 into the shoebox at the end of each year.

Write the equation that represents Bahman's savings plan.

- (iii) The details of Cael's savings plan are shown in the table below. Cael already has \$100 in his bank account when the friends start their comparisons.

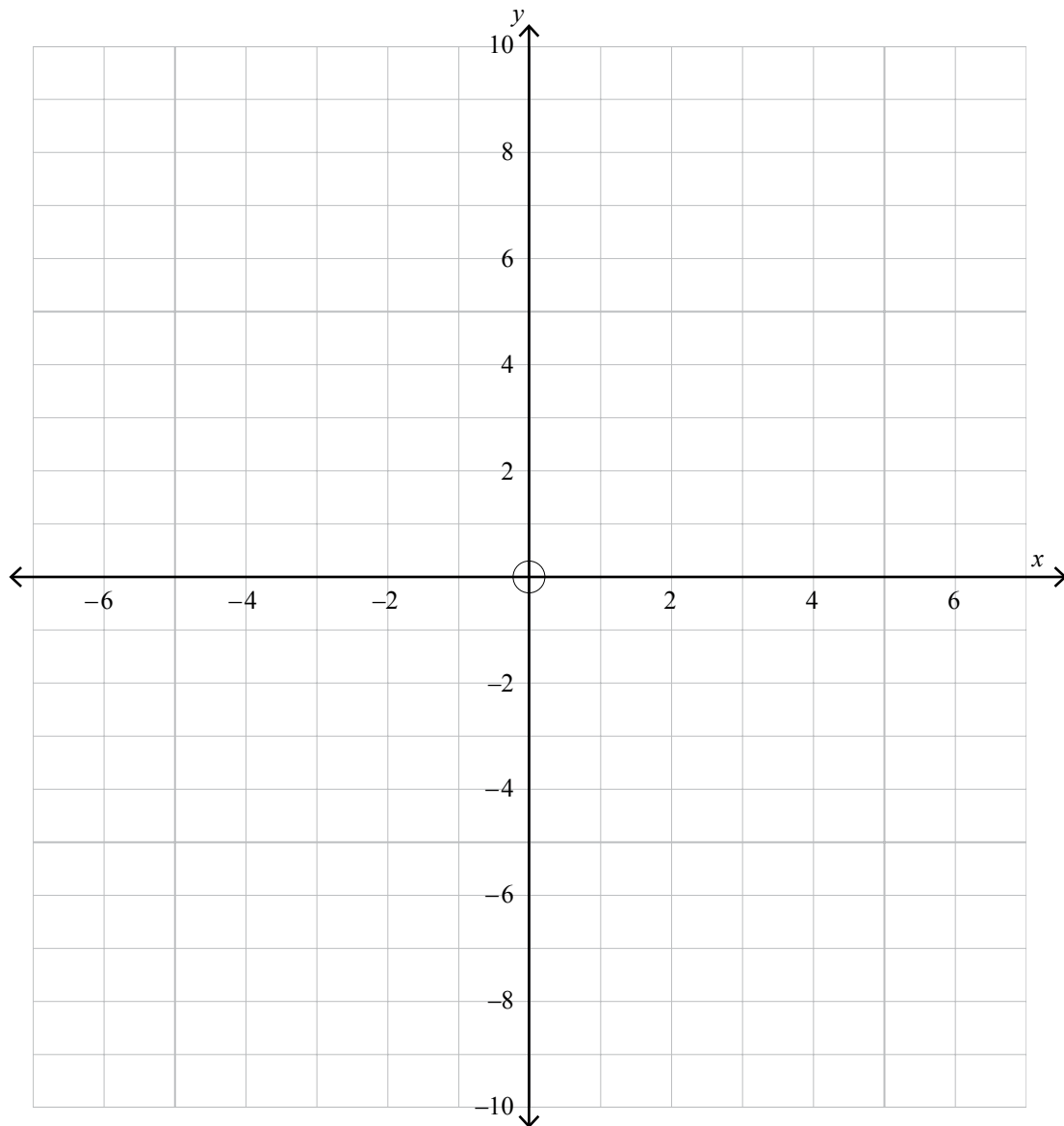
End of year (t)	Total savings amount in \$ (S)
1	110
2	121
3	133.10
4	
5	
6	
7	
8	
9	

Write the equation that represents Cael's savings plan.



QUESTION TWO

- (a) Using the axes below, sketch the graph of $y = x^2 + 2x - 8$.

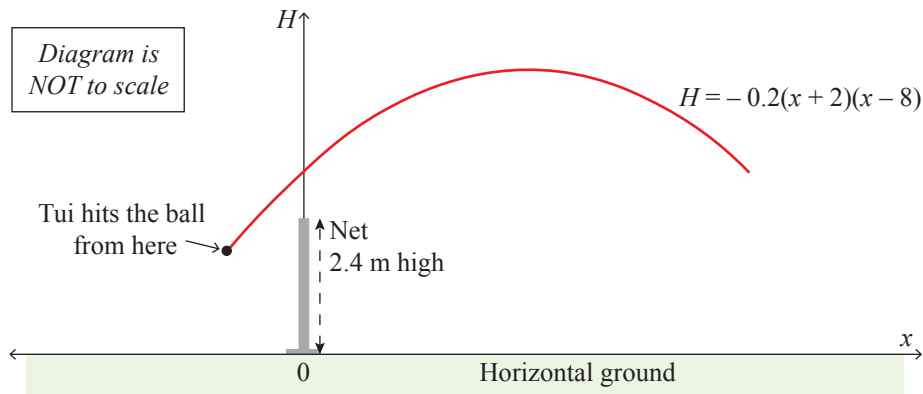


*If you need to
redraw this graph,
use the grid on
page 16.*

- (b) (i) Tui is in her school volleyball team. She is practising hitting the ball over the net, as shown in the diagram below. The height of the top of the net is 2.4 metres above the horizontal ground.

The equation of the path of the ball can be given by $H = -0.2(x + 2)(x - 8)$

where x is the horizontal distance from the net and H is the vertical distance above the ground.



How much higher than the top of the net will the ball be as it passes over it?

- (ii) Tui is concerned that the opposition players will “block” her shots at the net, i.e. jump up and stop her shot from coming over the net (as shown in the picture).

How could altering the equation of the path of the ball, $H = -0.2(x + 2)(x - 8)$, have an effect on whether or not her shot is being blocked at the net?

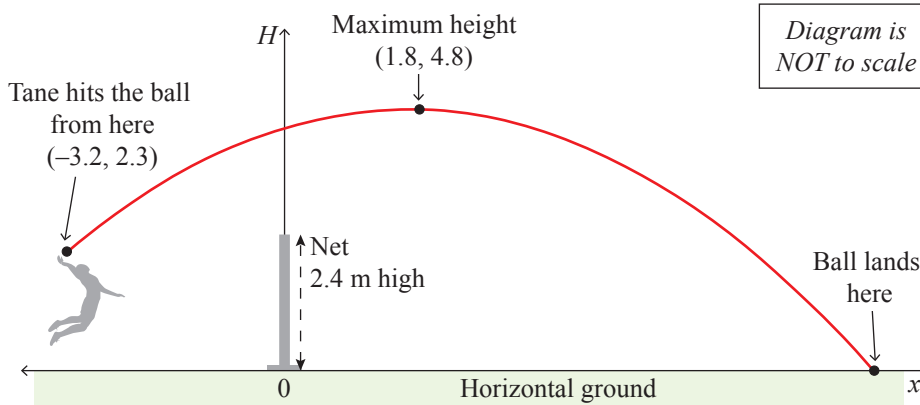


Provide at least two suggestions that are based on graphical reasons.

- (c) (i) Tane is practising his volleyball skills by throwing the ball over the net.

Tane is at a horizontal distance of 3.2 metres from the net, and he hits the ball from a vertical height of 2.3 metres.

The ball travels in a perfect parabola shape, over the net, reaching a maximum height of 4.8 metres when it is at a horizontal distance of 1.8 metres on the other side of the net.

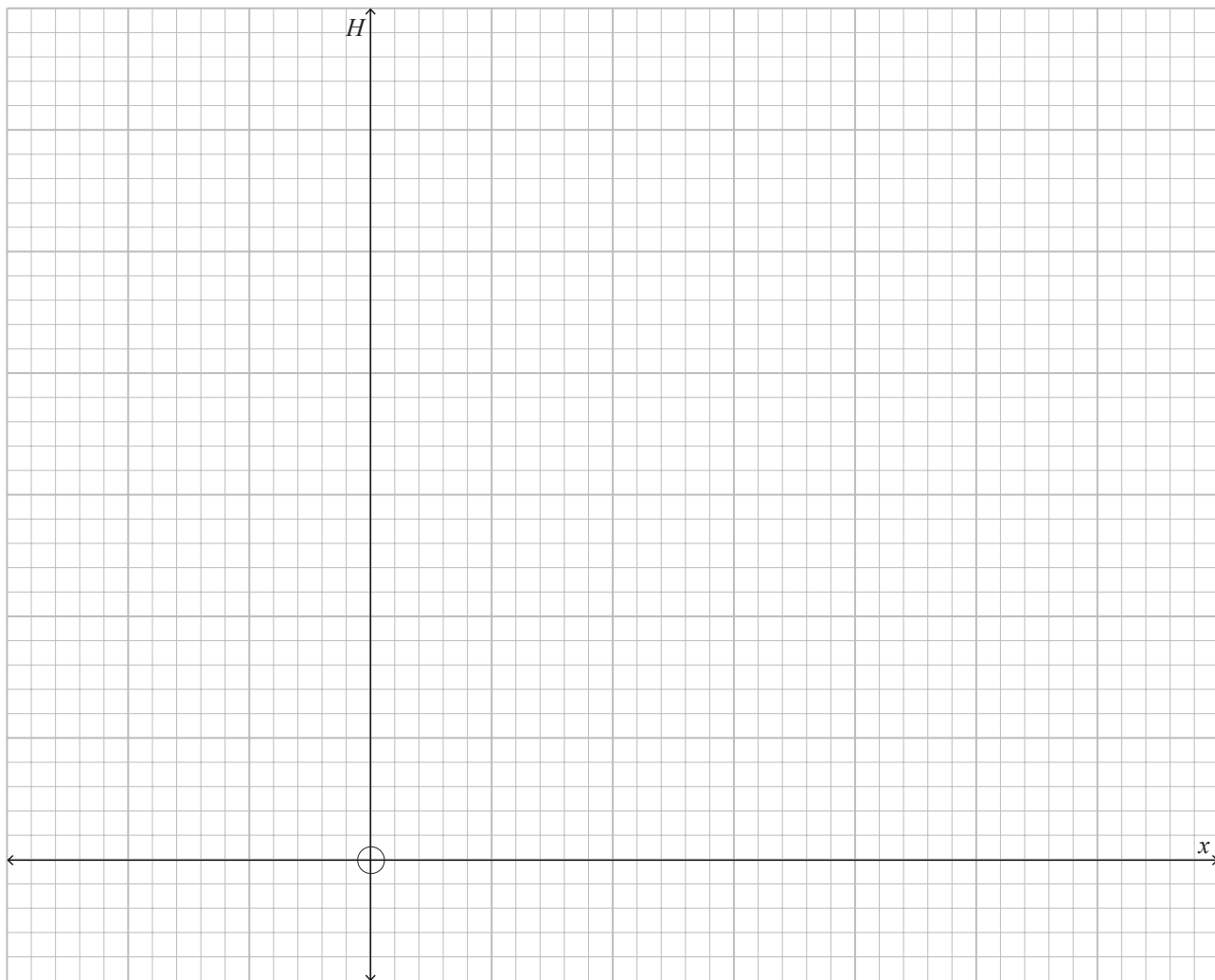


Find the equation of the path travelled by the volleyball as it leaves Tane's hand and heads over the net, as shown in the diagram above, where x is the horizontal distance from the net and H is the vertical distance above the ground.


The x -axis will be at ground level, and the H -axis will be in line with the net.

Justify your answer with full and clear working.

**This page has been deliberately left blank.
The examination continues on the following page.**

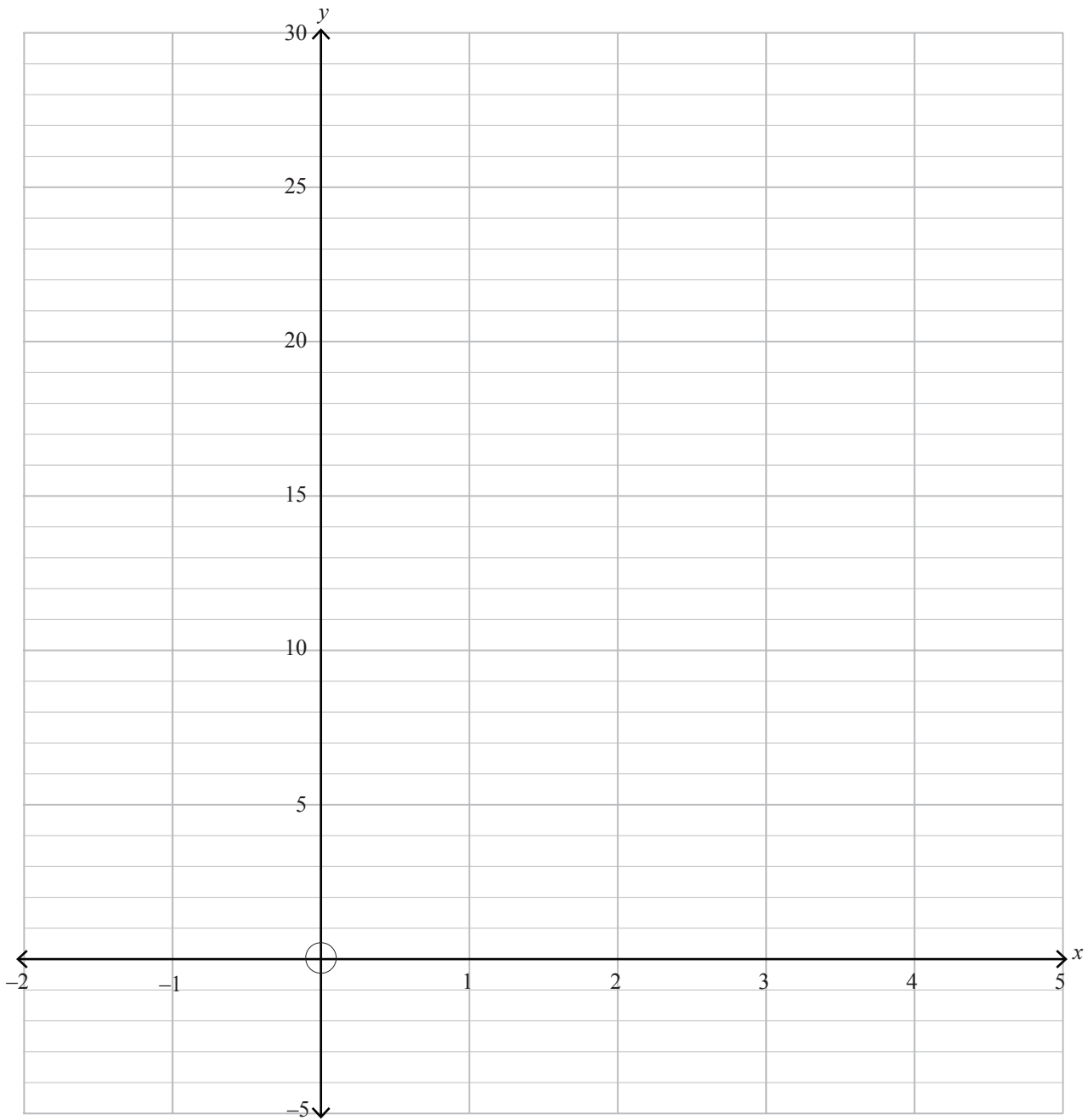


ASSESSOR'S
USE ONLY



QUESTION THREE

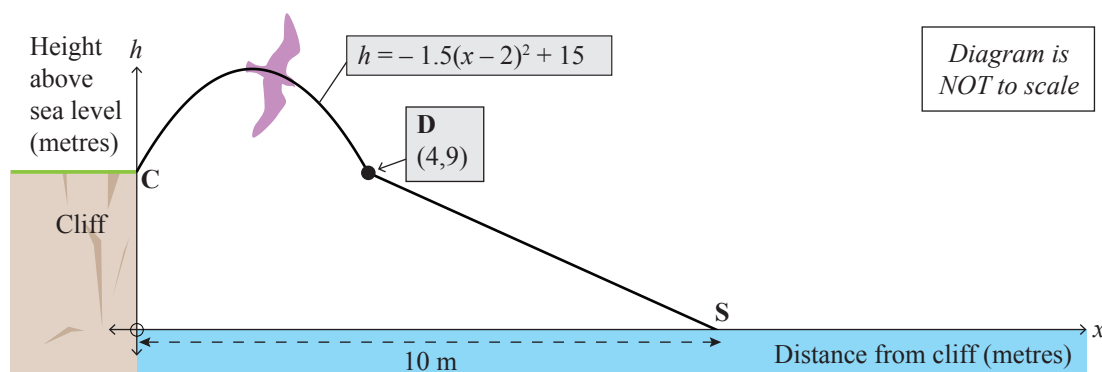
- (a) Using the axes below, sketch the graph of $y = 3^{(x-1)}$.



*If you need to
redraw this graph,
use the grid on
page 17.*

- (b) A seabird's flight path is shown in the graph below. The bird takes off from the cliff at point C. The bird initially follows a path described by the curve with equation $h = -1.5(x - 2)^2 + 15$, where x is the horizontal distance in metres from the cliff and h is the vertical distance in metres above sea level.

The bird changes direction at point D, going into a diving motion that follows a straight-line path, until it hits sea level at point S. Point S is 10 metres from the base of the cliff.




- (i) What is the greatest vertical height that the bird reaches above sea level?
- _____
- _____
- (ii) Find the equation of the bird's flight path when it follows the straight-line diving section, line D to S.
- _____
- _____
- _____
- (iii) Another seabird takes off from the cliff. It follows a similar parabola-shaped flight path.

How might the different flight path of this second bird be shown in its equation, compared to the equation of the first bird's flight path?

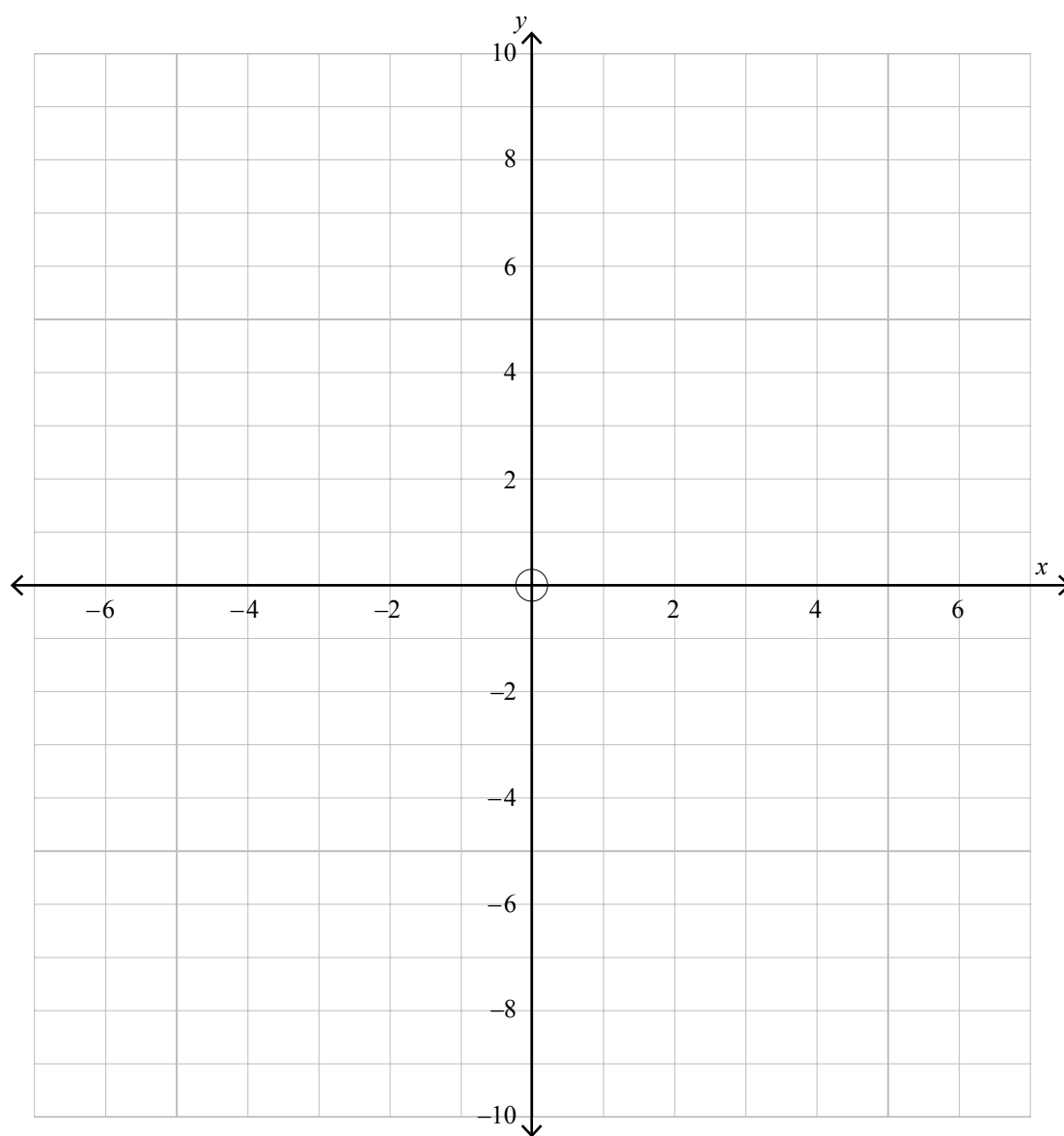
Provide at least two suggestions that are based on graphical reasons.

Please turn over ►



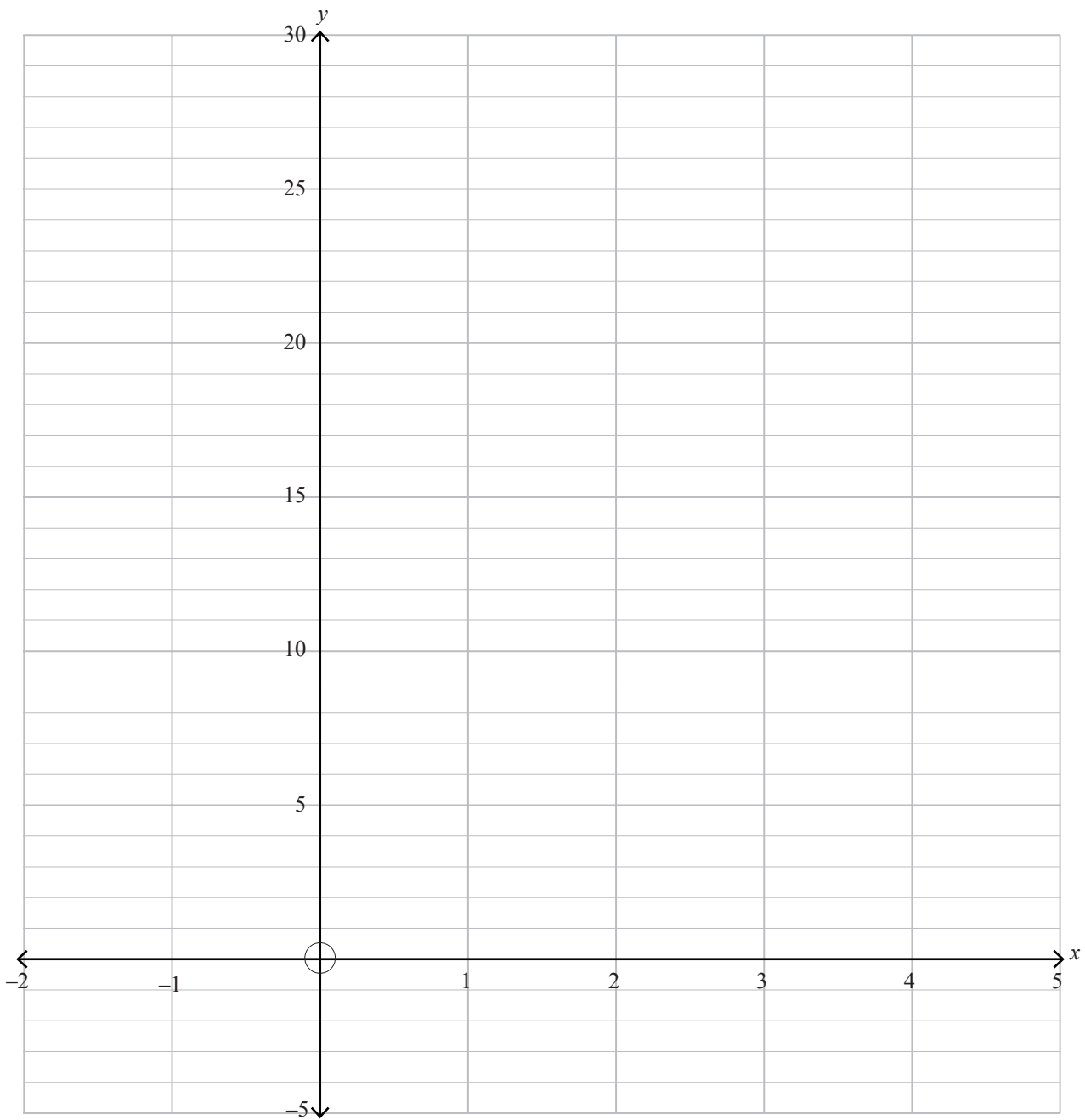
SPARE GRIDS

If you need to redo Question Two (a), use the grid below. Make sure you make it clear which answer you want marked.



If you need to redo Question Three (a), use the grid below. Make sure you make it clear which answer you want marked.

ASSESSOR'S
USE ONLY



**Extra space if required.
Write the question number(s) if applicable.**

ASSESSOR'S
USE ONLY

QUESTION
NUMBER

A large grid of graph paper with light blue lines, intended for writing answers to questions. The grid is approximately 30 columns wide and 40 rows high.

