

# 1

91093



NEW ZEALAND QUALIFICATIONS AUTHORITY  
MANA TOHU MĀTAURANGA O AOTEAROA

**QUALIFY FOR THE FUTURE WORLD**  
**KIA NOHO TAKATŪ KI TŌ ĀMUA AO!**

SUPERVISOR'S USE ONLY

Tick this box if you  
have NOT written  
in this booklet

## Level 1 Music 2021

### 91093 Demonstrate aural and theoretical skills through transcription

Credits: Four

Achievement	Achievement with Merit	Achievement with Excellence
Demonstrate aural and theoretical skills through transcription.	Demonstrate aural and theoretical skills coherently through transcription.	Demonstrate aural and theoretical skills securely through transcription.

Check that the National Student Number (NSN) on your admission slip is the same as the number at the top of this page.

**You should attempt ALL the questions in this booklet.**

You may wish to answer in pencil while the recording is playing, but your completed answers must be in ink. You will have time to go over your answers in ink after the recording ends.

If you need more room for any answer, use the extra space provided at the back of this booklet.

Check that this booklet has pages 2–11 in the correct order and that none of these pages is blank.

Do not write in any cross-hatched area (XXXX). This area may be cut off when the booklet is marked.

**YOU MUST HAND THIS BOOKLET TO THE SUPERVISOR AT THE END OF THE EXAMINATION.**

## INSTRUCTIONS

You will hear FOUR music extracts. Each extract will be played as follows:

- First, the whole extract will be played ONCE, from beginning to end.
- Then, sections of the extract will be played as you complete specific tasks. Each section will be played THREE times.
- Finally, the whole extract will be played THREE times, from beginning to end.

There will be a pause of 35 seconds after each playing.

## EXTRACT ONE

*You now have two minutes to read the information below.*

You will hear an extract in the key of B-flat major for solo instrument. The music is printed on page 3.

The whole extract will now be played ONCE. Follow the score as the music plays. A crotchet-beat pulse will be heard before the extract starts.

Separate sections of the extract will now be played, THREE times each.

(a) **Section A** (bars 1–8)

- (i) On the score, indicate in the spaces provided:
  - the name of the instrument
  - the tempo of the music, using an appropriate English or Italian term, or metronome marking (e.g. ♩ = 100).
- (ii) On the score, indicate:
  - FOUR dynamics in the boxes provided, using appropriate musical signs
  - THREE gradual changes in dynamics, using appropriate musical signs, or English or Italian words.

(b) **Section B** (bars 9–17)

On the score, indicate:

- slurs, staccato markings, and accents, where they are missing
- TWO changes in tempo, using appropriate English or Italian words
- a pause, using an appropriate musical sign.

The whole extract will now be played THREE times.



**EXTRACT TWO**

*You now have one minute to read the information below.*

You will hear an extract for snare drum. The music is printed on page 5.

The whole extract will now be played ONCE. Follow the score as the music plays. A crotchet-beat pulse will be heard before the extract starts.

Separate sections of the extract will now be played, THREE times each.

- (c) **Section A** (bars 1–4)  
**Section B** (bars 5–8)  
**Section C** (bars 9–12)

Transcribe the rhythm of the extract using notes and rests.

The whole extract will now be played THREE times.

**A** ♩ = 100

Snare Drum

Musical notation for Snare Drum section A in 4/4 time. It consists of four measures: Measure 1 has a quarter note on the first beat; Measure 2 has a quarter rest on the first beat and a quarter note on the second beat; Measure 3 has a dotted quarter note on the first beat and an eighth note on the second beat; Measure 4 has a quarter note on the first beat and a quarter rest on the second beat.

**B**

5

Musical notation for Snare Drum section B in 4/4 time. It consists of four measures: Measure 1 has quarter notes on the first and second beats; Measure 2 has a quarter rest on the first beat and eighth notes on the second and third beats; Measure 3 has a dotted quarter note on the first beat and an eighth note on the second beat; Measure 4 has a quarter rest on the first beat and a quarter note on the second beat.

**C**

9

Musical notation for Snare Drum section C in 4/4 time. It consists of four measures: Measure 1 has a quarter note on the first beat; Measure 2 has a quarter rest on the first beat and eighth notes on the second and third beats; Measure 3 has a quarter rest on the first beat and a quarter note on the second beat; Measure 4 has a quarter rest on the first beat and a quarter note on the second beat.

**EXTRACT THREE**

You now have two minutes to read the information below.

You will hear an extract in the key of C major for a solo trombone accompanied by brass ensemble. The music is printed on page 7.

The whole extract will now be played ONCE. Follow the score as the music plays. A dotted crotchet-beat pulse will be heard before the extract starts.

Separate sections of the extract will now be played, THREE times each.

- (d) **Section A** (bars 1–10)  
**Section B** (bars 11–18)

- (i) Add the missing chord indications to the score using Roman numerals OR jazz/rock notation (as shown below).

<b>Roman numerals</b>	I	IV	V	vi
<b>Jazz/rock chords</b>	C	F	G	Am

- (ii) Identify the cadences marked ① to ③ (select from: perfect, plagal, imperfect, and interrupted).

Cadence ①: \_\_\_\_\_

Cadence ②: \_\_\_\_\_

Cadence ③: \_\_\_\_\_

The whole extract will now be played THREE times.

**A** C G C C F  
 OR I OR V OR I OR I OR IV

①

*♩* = 74

Trombone

*mf*

6

C  
OR I

②

**B** Am  
OR vi

11

③

Dm  
OR ii

15

Am  
OR vi

**EXTRACT FOUR**

*You now have one minute to read the information below.*

You will hear another extract in the key of C major for a solo trombone accompanied by brass ensemble. The music is printed on page 9.

The whole extract will now be played ONCE. Follow the score as the music plays. A dotted crotchet-beat pulse will be heard before the extract starts.

Separate sections of the extract will now be played, THREE times each.

- (e) **Section A** (bars 1–4)  
**Section B** (bars 5–10)  
**Section C** (bars 10–14)

On the score, transcribe the missing melody notes using the durations shown above the staff.


The whole extract will now be played THREE times.



**A** 


$\text{♩} = 74$


Trombone




*mf*

**B**

4 

7 

**C**

10 










**Extra space if required.  
Write the question number(s) if applicable.**

QUESTION  
NUMBER

The page contains 12 blank musical staves, each consisting of five horizontal lines, arranged vertically for writing answers. The staves are separated by small gaps and are positioned to the right of the 'QUESTION NUMBER' label.

**Extra space if required.  
Write the question number(s) if applicable.**

QUESTION  
NUMBER



91093