

91094



NEW ZEALAND QUALIFICATIONS AUTHORITY
MANA TOHU MĀTAURANGA O AOTEAROA

QUALIFY FOR THE FUTURE WORLD
KIA NOHO TAKATŪ KI TŌ ĀMUA AO!

1

SUPERVISOR'S USE ONLY

Tick this box if you
have NOT written
in this booklet

Level 1 Music 2021

91094 Demonstrate knowledge of conventions used in music scores

Credits: Four

Achievement	Achievement with Merit	Achievement with Excellence
Demonstrate knowledge of conventions used in music scores.	Demonstrate in-depth knowledge of conventions used in music scores.	Demonstrate comprehensive knowledge of conventions used in music scores.

Check that the National Student Number (NSN) on your admission slip is the same as the number at the top of this page.

You should attempt ALL the questions in this booklet.

If you need more room for any answer, use the extra space provided at the back of this booklet.

Check that this booklet has pages 2–12 in the correct order and that none of these pages is blank.

Do not write in any cross-hatched area (✂). This area may be cut off when the booklet is marked.

YOU MUST HAND THIS BOOKLET TO THE SUPERVISOR AT THE END OF THE EXAMINATION.

SECTION A: LEAD SHEET

EXTRACT ONE

Vince Harder, Troy Kingi, Stan Walker, "Aotearoa"



The extracts in this booklet are from the song “Aotearoa” by Vince Harder, Troy Kingi, and Stan Walker.

Extract One is the lead sheet for the song.

(a) **Structure / form**

The structure of “Aotearoa” is outlined below in sections. Identify the missing information (section and bar numbers) and explain how you identified the information by using Extract One.

Section: Chorus	Explanation: _____
Bars: 1–4	_____
Section: _____	_____
Bars: 5–12	_____
Section: Pre-chorus	_____
Bars: 13–16	_____
Section: _____	_____
Bars: _____	_____
Section: _____	_____
Bars: _____	_____
Section: _____	_____
Bars: _____	_____
Section: Chorus	_____
Bars: 25–28	_____

(b) Intervals

(i) A vocalist would like to sing two notes at a different pitch to the original score in bars 19 and 20. Write the missing note for each bracketed interval on the staff below.

- a crotchet, a minor 3rd higher than the first note of bracket (1)
- a minim, a perfect 5th higher than the first note of bracket (2)

19

Voice

o nga i - wi mā - tou rā

(ii) Using square brackets to link noteheads (as above), identify the following intervals on the staff below and label them.

- (1) a perfect 4th
- (2) a major 6th
- (3) a major 2nd

17

Voice

E I - ho - wa a - tu a

(c) **Transposition**

The vocal line is too low for our vocalist to sing. Transpose the given vocal melody up a **Major 2nd**. Include an appropriate key signature, as well as the transposed chord indications.

25 C G D Em D

- a Nō ta - whi - ti, nō ta - ta Nō te whe - nu - a o te A - tu - a tā - tou

25

- a Nō ta - whi - ti, nō ta - ta Nō te whe - nu - a o te A - tu - a tā - tou

27 C G D G

a - ha - koa nō hea mai koe ka wha - whai to - nu mā - tou mōu

27

a - ha - koa nō hea mai koe ka wha - whai to - nu mā - tou mōu

(d) **Transcription**

Transcribe the chords below so that they could be played on a keyboard. Notate root-position triads on the treble stave and a single root note on the bass stave. Use minims and crotchets.

25 C G D Em D

- a Nō ta - whi - ti, nō ta - ta Nō te whe - nu - a o te A - tu - a tā - tou

C G D Em D

SECTION B: POP / ROCK ARRANGEMENT

EXTRACT TWO

"Aotearoa", bars 47–50



(e) Musical features

- (i) Identify a **staccato mark** on the score and label it ①. How would this note be performed?

- (ii) Circle an example of **repetition** in the vocal part on the score and label it ②. Describe the repetition.


- (iii) Circle an example of **syncopation** on the score and label it ③. How would this affect the feel of the performance?

- (iv) Circle a **vocal tenor clef** on the score and label it ④. What does this tell the performer?

- (v) Identify a **slur** on the score and label it ⑤. What does this tell the performer?

EXTRACT THREE

“Aotearoa”, bars 41–50



(f) **Texture**

How does the texture of the music change within Extract Three? Refer to bar numbers and give evidence from the score to support your answer.

(g) **Rhythm**

How does the rhythmic feel of the music change within Extract Three?
In your answer refer to bar numbers and different parts.

(1) (2) (3)

50

Lead Vocals

Nō te whe - nu - a o te A - tu - a ta - tau

Backing Vocals (Female)

Nō te whe - nu - a o te A - tu - a ta - tau

Backing Vocals (Male)

Nō te whe - nu - a o te A - tu - a ta - tau

(h) Chords

Chordal harmonies in the vocals are shown in the score above. The music is in the key of G major.

- Identify the chords labelled (1)–(3) using jazz/rock notation.
- Analyse each chord using Roman numeral notation.

	Jazz/rock chord	Roman numerals
(1)		
(2)		
(3)		











Acknowledgement

Material from the following source has been transcribed for use in this examination:

Harder, V., Kingi, T., Walker, S. (2014). *Aotearoa*. YouTube. <https://www.youtube.com/watch?v=jWhAoZZh8fc>.

**Extra space if required.
Write the question number(s) if applicable.**

QUESTION
NUMBER



Extra space if required.
Write the question number(s) if applicable.

QUESTION
NUMBER

91094