

91094



NEW ZEALAND QUALIFICATIONS AUTHORITY  
MANA TOHU MĀTAURANGA O AOTEAROA

**QUALIFY FOR THE FUTURE WORLD**  
**KIA NOHO TAKATŪ KI TŌ ĀMUA AO!**

1

SUPERVISOR'S USE ONLY

Tick this box if you  
have NOT written  
in this booklet

## Level 1 Music 2022

### 91094 Demonstrate knowledge of conventions used in music scores

Credits: Four

Achievement	Achievement with Merit	Achievement with Excellence
Demonstrate knowledge of conventions used in music scores.	Demonstrate in-depth knowledge of conventions used in music scores.	Demonstrate comprehensive knowledge of conventions used in music scores.

Check that the National Student Number (NSN) on your admission slip is the same as the number at the top of this page.

**You should attempt ALL parts of the task in this booklet.**

If you need more room for any answer, use the extra space provided at the back of this booklet.

Check that this booklet has pages 2–12 in the correct order and that none of these pages is blank.

Do not write in any cross-hatched area (✂). This area may be cut off when the booklet is marked.

**YOU MUST HAND THIS BOOKLET TO THE SUPERVISOR AT THE END OF THE EXAMINATION.**

# SECTION A: ORCHESTRAL SCORE

**EXTRACT ONE**

John Williams, "The Imperial March", from The Empire Strikes Back, bars 4-5

Moderato (♩ = 105) a2

Trumpet (concert pitch) *ff*

Trombone

Timpani

Percussion S D

Violin I

Violin II

Viola

Violoncello *f* *sfz* *sfz*

Refer to Extract One when answering parts (a) and (b).

(a) **Musical features**

- (i) Identify a **marcato** marking on the score and label it ①. How would this be performed?

---

---

---

- (ii) Identify a **forte** marking on the score and label it ②. How would this be performed?

---

---

---

- (iii) Identify a **triple** marking on the score and label it ③. How would this be performed?

---

---

---

- (iv) Identify a **semiquaver rest** on the score and label it ④. How would this be performed?

---

---

---

- (v) Identify a **flat symbol** on the score and label it ⑤. How would this be performed?

---

---

---

(b) **Rhythm**

- (i) On the score: circle the time signature and label it ⑥, *AND* circle the metronome marking and label it ⑦.

- (ii) What is the rhythmic feel of Extract One? Use evidence to explain how you know this.

---

---

---

## (c) Intervals

Four intervals have been connected with square brackets in the score below. Identify the interval formed by the first and last note in each bracket, giving both the quality and quantity (e.g. "major third").

Trumpet  
(concert pitch)

9

11

(1)

(2)

(3)

(4)

- (1) \_\_\_\_\_
- (2) \_\_\_\_\_
- (3) \_\_\_\_\_
- (4) \_\_\_\_\_



# SECTION B: LEAD SHEET

**EXTRACT TWO**

Six60. "Special"

$\text{♩} = 95$

*f*

Voice

I've been

Acoustic Guitar

*mp*

repeat bars 1-4 throughout

Bass Guitar

Voice

Voice

Voice

Voice

Voice

Voice

**(e) Structure/form**

The structure of this arrangement of “Special” by Six60 can be broken down into seven sections. Name each of the sections, give their bar numbers, and explain how you identified them using evidence from the lead sheet.

Section 1: \_\_\_\_\_ Bar numbers: 1–4

---

---

Section 2: \_\_\_\_\_ Bar numbers: \_\_\_\_\_

---

---

Section 3: \_\_\_\_\_ Bar numbers: \_\_\_\_\_

---

---

Section 4: \_\_\_\_\_ Bar numbers: \_\_\_\_\_

---

---

Section 5: \_\_\_\_\_ Bar numbers: \_\_\_\_\_

---

---

Section 6: \_\_\_\_\_ Bar numbers: \_\_\_\_\_

---

---

Section 7: \_\_\_\_\_ Bar numbers: \_\_\_\_\_

---

---

(f) **Melody**

- (i) On the score below, circle three different motifs in the melody and clearly label them **A**, **B**, and **C**.



- (ii) Identify a compositional device that has been used, and explain where and how it has been used.

---

---

---

---

---

---

---



(g) **Harmony**

The musical notation shows a sequence of chords in the key of D minor. The chords are labeled (1) through (4) above the staff. The notation is in 4/4 time and features a bass line with eighth notes and chords.

- (i) The chords for the acoustic guitar part are shown above. The music is in the key of D minor.
- Identify the chords labelled (1)–(4) using jazz/rock notation.
  - Analyse each chord using Roman numeral notation.

	Jazz/rock chord	Roman numeral
(1)		
(2)		
(3)		
(4)		

- (ii) Explain how chord (2) is unusual in the context of this piece of music.

---



---



---



---

(h) **Transposition**

The lead sheet is in the key of D minor. Transpose the vocal line up a major 2nd. Include an appropriate key signature.

4

Voice

I've been aim - ing for the top. Just like a

Voice

I've been aim - ing for the top. Just like a

6

Voice

rock - et tak - ing off. You got me high, I'm fly - ing in a dream.

Voice

rock - et tak - ing off. You got me high, I'm fly - ing in a dream.











**Acknowledgement**

Material from the following sources has been transcribed for use in this assessment:

Williams, J. (1980). *The Imperial March*. STAR WARS Suite for Orchestra – 57. Warner-Tamerlane Publishing Corp. Six60. (2014). *Special*. Aural transcription from *Six60* (album).

**Extra space if required.  
Write the question number(s) if applicable.**

QUESTION  
NUMBER



**Extra space if required.  
Write the question number(s) if applicable.**

QUESTION  
NUMBER

91094