

91212



NEW ZEALAND QUALIFICATIONS AUTHORITY
MANA TOHU MĀTAURANGA O AOTEAROA

QUALIFY FOR THE FUTURE WORLD
KIA NOHO TAKATŪ KI TŌ ĀMUA AO!

2

SUPERVISOR'S USE ONLY

Tick this box if you
have NOT written
in this booklet

Level 2 Dance 2022

91212 Demonstrate understanding of a dance genre or style in context

Credits: Four

Achievement	Achievement with Merit	Achievement with Excellence
Demonstrate understanding of a dance genre or style in context.	Demonstrate in-depth understanding of a dance genre or style in context.	Demonstrate comprehensive understanding of a dance genre or style in context.

Check that the National Student Number (NSN) on your admission slip is the same as the number at the top of this page.

There are four questions in this booklet. You should attempt only THREE questions.

Your sketched and written answers must be completed in pen.

If you need more room for any answer, use the extra space provided at the back of this booklet.

Check that this booklet has pages 2–16 in the correct order and that none of these pages is blank.

Do not write in any cross-hatched area (///). This area may be cut off when the booklet is marked.

YOU MUST HAND THIS BOOKLET TO THE SUPERVISOR AT THE END OF THE EXAMINATION.

INSTRUCTIONS

Answer any THREE of the four questions in this booklet, using the same dance genre or style for each question. Write the name of your chosen dance genre or style in the box below.

Do not repeat information in your answers to different questions.

Dance genre or style: _____

NOTES


QUESTION ONE: Design and origins

QUESTION TWO: Important person and/or group

QUESTION THREE: Movement

QUESTION FOUR: Setting(s)


Sketch in the space below if you want to illustrate any part of your answer to Question One.
Label the sketch(es) to explain the point(s) you are making.




Sketch in the space below if you want to illustrate any part of your answer to Question Two. Label the sketch(es) to explain the point(s) you are making.



Sketch in the space below if you want to illustrate any part of your answer to Question Three.
Label the sketch(es) to explain the point(s) you are making.



Sketch in the space below if you want to illustrate any part of your answer to Question Four.
Label the sketch(es) to explain the point(s) you are making.



**Extra space if required.
Write the question number(s) if applicable.**

QUESTION
NUMBER

91212