

91277



Draw a cross through the box (☒)  
if you have NOT written in this booklet

+



Mana Tohu Mātauranga o Aotearoa  
New Zealand Qualifications Authority

Level 2 Music 2024

91277 Demonstrate understanding of  
two substantial and contrasting music works

Credits: Six

Achievement	Achievement with Merit	Achievement with Excellence
Demonstrate understanding of two substantial and contrasting music works.	Demonstrate in-depth understanding of two substantial and contrasting music works.	Demonstrate comprehensive understanding of two substantial and contrasting music works.

Check that the National Student Number (NSN) on your admission slip is the same as the number at the top of this page.

**Complete ALL parts of the task in this booklet.**

If you need more room for any answer, use the extra space provided at the back of this booklet.

Check that this booklet has pages 2–8 in the correct order and that none of these pages is blank.

Do not write in the margins (// // // //). This area will be cut off when the booklet is marked.

**YOU MUST HAND THIS BOOKLET TO THE SUPERVISOR AT THE END OF THE EXAMINATION.**

## INSTRUCTIONS

You are to discuss two contrasting music works you have studied. Support all parts of your discussion with specific musical evidence.

Read all parts of the task carefully before you begin.

You must make reference to the score of at least one work in your discussion.

*Do NOT repeat the same material in your answers to different parts of the task.*

### Work (1)

Title: \_\_\_\_\_

Composer/performer: \_\_\_\_\_

Genre/style/period: \_\_\_\_\_

### Work (2)

Title: \_\_\_\_\_

Composer/performer: \_\_\_\_\_

Genre/style/period: \_\_\_\_\_





(b) **Comparison of the use of a musical element or feature in the works**

Select (✓) ONE of the following four elements/features to answer part (b):

☐

Melody

☐

Rhythm

☐

Structure

☐

Tonality

- (i) For each work, briefly discuss the ways this musical element or feature is used.

Work (1): \_\_\_\_\_

---

---

---

---

---

---

---

---

---

---

Work (2): \_\_\_\_\_

---

---

---

---

---

---

---

---











---

---



**MUSICAL QUOTATIONS (OPTIONAL)**

Make sure it is clear which part of your answer any quotation relates to.



Extra space if required.  
Write the question number(s) if applicable.

QUESTION  
NUMBER

91277