



Assessment Schedule – 2013

Music Studies: Demonstrate understanding of harmonic and tonal conventions in a range of music scores (91421)

Evidence Statement



Question	Achievement	Achievement with Merit	Achievement with Excellence
ONE	Score Extract A		
(a)	Identifies FOUR chords using Roman numeral notation: (1) V (2) V ⁷ d (3) Ib (4) I		
(b)	Identifies THREE pairs of chords AND names the cadences formed: 		
(c)		Identifies the non-essential notes: (1) (Accented) chromatic passing note (2) Suspension (3) Upper auxiliary / neighbour note (4) Accented passing note / appoggiatura	
(d)	Identifies the key AND gives TWO pieces of evidence, including bar numbers, in support, eg: <u>Key: D minor</u> <ul style="list-style-type: none"> • the first chord is D minor (bar 204) • there is a raised leading note, C# (bar 204, bar 226) • there is a D pedal-note (bars 204–207) • the variation ends with a perfect cadence in D minor (bars 226–227). Other responses possible.		

Question One (cont'd)


Question	Achievement	Achievement with Merit	Achievement with Excellence
(e)	Describes the relationship of THREE keys to D major. A – Subdominant B – Supertonic (minor) C – Dominant.		
(f)			Creates an appropriate harmonic progression, including: <ul style="list-style-type: none"> • dominant pedal (A) in the bass in all bars • only chords I_c, and V (accept chord IV in bar 12) • harmonic rhythm as specified in bar 9 (ie one chord per bar, and added parts in minims) • accurate chord indications, including inversions • appropriate chord voicing: <ul style="list-style-type: none"> - fifth of chord I_c (A) doubled - root of chord V (A) doubled - leading note (C#) not doubled • smooth voice-leading: <ul style="list-style-type: none"> - leading note rises by step to tonic (C#–D).
<p><i>Possible harmonisation:</i></p>  <p style="text-align: center;">9</p>			

N1	N2	A3	A4	M5	M6	E7	E8
A partial piece of evidence at Achievement level.	ONE piece of evidence at Achievement level.	TWO (of four) pieces of evidence at Achievement level.	THREE (of four) pieces of evidence at Achievement level.	Identifies THREE non-essential notes in part (c).	Identifies FOUR non-essential notes in part (c).	Creates an appropriate harmonic progression, with allowance for ONE error, in part (f).	Creates an appropriate harmonic progression in part (f).

N0 = No response; no relevant evidence.

Question	Achievement	Achievement with Merit	Achievement with Excellence
TWO	Score Extract B		
(a) (i)	<p>Completes the given harmonic framework by:</p> <ul style="list-style-type: none"> • adding two inner voices to all THREE chords <p><i>AND</i></p> <p>Makes no more than ONE error in:</p> <ul style="list-style-type: none"> • appropriate chord voicing: <ul style="list-style-type: none"> - roots of all chords doubled - all notes of each triad present - no interval greater than an octave between any of the upper parts • smooth voice-leading. 		
<p><i>Possible realisation:</i></p> <p>43</p>  <p>I_b IV I</p>			
(ii)	<p>Completes the given harmonic framework by:</p> <ul style="list-style-type: none"> • adding two inner voices to BOTH chords <p><i>AND</i></p> <p>Makes no more than ONE error in:</p> <ul style="list-style-type: none"> • appropriate chord voicing: <ul style="list-style-type: none"> - all notes of chord V⁷ present - leading note raised (C# in V⁷) - 7th of V⁷ falls by step (G–F#) - no interval greater than an octave between any of the upper parts • smooth voice-leading: <ul style="list-style-type: none"> - leading note rises by step to tonic (C#–D) and the fifth of I (A) is omitted OR leading note falls a third (C#–A) and all notes are included in I. 		
<p><i>Two possible realisations:</i></p>  <p>V⁷ I V⁷ I</p>			

Question Two (cont'd)



Question	Achievement	Achievement with Merit	Achievement with Excellence
(b) (i)	<p>Completes the given harmonic framework (bars 3 and 4) by:</p> <ul style="list-style-type: none"> • adding two inner voices to all THREE chords <p>AND</p> <p>Makes no more than ONE error in:</p> <ul style="list-style-type: none"> • appropriate chord voicing: <ul style="list-style-type: none"> - roots of all chords doubled - all notes of each triad present • smooth voice-leading <ul style="list-style-type: none"> - leading note rises by step to tonic (F#–G). 		
(ii)		<p>Completes the harmonic voicing of bars 2 and 3, with allowance for TWO errors, including:</p> <ul style="list-style-type: none"> • four-part writing • appropriate chord voicing: <ul style="list-style-type: none"> - root or fifth of each chord doubled - leading note (F#) not doubled - all notes of any 7th or added-6th chord included - close harmony • smooth voice-leading <ul style="list-style-type: none"> - leading note rises by step to tonic (F#–G) - seventh of the chord falls by step. 	
<p><i>Possible realisation:</i></p>  <p style="text-align: center;">Ib IV⁶ ii⁷ iiib V^d Ib iv^A ii V I</p>			

Question Two (cont'd)

Question	Achievement	Achievement with Merit	Achievement with Excellence
(c) (i)		Identifies the pivot chord AND describes it in relation to both keys: • I in C major / IV in G major	
(ii)			Creates an appropriate harmonic progression, including: • four-part writing • accurate chord indications • appropriate chord voicing: - root or fifth of each chord doubled - leading note not doubled - all notes present in any 7th or added-6th chord - no interval greater than an octave between any of the upper parts • smooth voice-leading: - leading notes and 7ths resolved appropriately • appropriate harmonic rhythm: - generally two chords per bar • idiomatic keyboard writing.
<p><i>Possible harmonisation:</i></p> <p style="text-align: center;">C major I G major IV</p> <p style="text-align: center;">IV⁷ V⁷ I^{b7} IV⁷</p>			

N1	N2	A3	A4	M5	M6	E7	E8
ONE (of three) piece of evidence at Achievement level partially correct.	TWO (of three) pieces of evidence at Achievement level partially correct.	ONE (of three) piece of evidence at Achievement level.	TWO (of three) pieces of evidence at Achievement level.	ONE (of two) piece of evidence at Merit level.	TWO (of two) pieces of evidence at Merit level.	Creates an appropriate harmonic progression, with allowance for TWO errors, in part (c).	Creates an appropriate and stylish harmonic progression, with allowance for TWO errors, in part (c).

N0 = No response; no relevant evidence.

Question	Achievement	Achievement with Merit	Achievement with Excellence
THREE	Score Extract C		
(a)	Identifies the chords using jazz / rock notation: (1) Dm ⁷ (accept F/D) (2) D ^{b7} (accept Fdim/D ^b) (3) F ⁷ (4) A ^{b9}		
(b)		Completes the harmonic voicing of the passage, including: • accurate notation (including accidentals) • appropriate chord voicing • smooth voice-leading.	
<i>Possible realisation:</i>			
			
(c)			Creates an appropriate harmonic progression, including: • accurate chord indications • appropriate chord voicing • smooth voice-leading • appropriate harmonic rhythm • idiomatic keyboard writing.
<i>Possible harmonisation:</i>			
			

N1	N2	A3	A4	M5	M6	E7	E8
Identifies ONE chord in part (a).	Identifies TWO chords in part (a).	Identifies THREE chords in part (a).	Identifies FOUR chords in part (a).	Completes the harmonic voicing, with allowance for TWO errors, in part (b).	Completes the harmonic voicing, with allowance for ONE error in part (b).	Creates an appropriate harmonic progression, with allowance for THREE errors, in part (c).	Creates an appropriate and stylish harmonic progression, with allowance for TWO errors, in part (c).

N0 = No response; no relevant evidence.

Question	Achievement	Achievement with Merit	Achievement with Excellence
FOUR	Score Extract D		
(a)	Identifies the chords using figured bass notation: (1) \sharp (2) $\overset{6}{\sharp}$ (3) $\sharp 6$ (4) $\overset{6}{4}$		
(b)		Completes the harmonic voicing of the passage, including: <ul style="list-style-type: none"> • accurate notation (including accidentals) • appropriate chord voicing • smooth voice-leading. 	
<p><i>Possible realisation:</i></p>			
(c)			Creates an appropriate harmonic progression, including: <ul style="list-style-type: none"> • accurate chord indications • appropriate chord voicing • smooth voice-leading • appropriate harmonic rhythm • idiomatic keyboard writing.
<p><i>Possible harmonisation:</i></p>			

N1	N2	A3	A4	M5	M6	E7	E8
Identifies ONE chord in part (a).	Identifies TWO chords in part (a).	Identifies THREE chords in part (a).	Identifies FOUR chords in part (a).	Completes the harmonic voicing, with allowance for TWO errors, in part (b).	Completes the harmonic voicing, with allowance for ONE error in part (b).	Creates an appropriate harmonic progression, with allowance for THREE errors, in part (c).	Creates an appropriate and stylish harmonic progression, with allowance for TWO errors, in part (c).

N0 = No response; no relevant evidence.

Judgement Statement

	Not Achieved	Achievement	Achievement with Merit	Achievement with Excellence
Score range	0 – 8	9 – 14	15 – 19	20 – 24