

Assessment Schedule – 2014

Music Studies: Demonstrate understanding of harmonic and tonal conventions in a range of music scores (91421)

Evidence Statement



Question	Achievement	Achievement with Merit	Achievement with Excellence																
ONE	Score Extract A																		
(a)	Identifies FOUR chords using Roman numeral notation: (1) I (2) VIIb (3) V ⁷ (4) Vb																		
(b)	Identifies THREE pairs of chords AND names the cadences formed. <table border="1" data-bbox="256 824 647 1021" style="margin-left: 40px;"> <thead> <tr> <th></th> <th colspan="2">Chords</th> <th>Cadence</th> </tr> </thead> <tbody> <tr> <td>A</td> <td>I</td> <td>V</td> <td>Imperfect</td> </tr> <tr> <td>B</td> <td>V</td> <td>I</td> <td>Perfect</td> </tr> <tr> <td>C</td> <td>V⁽⁷⁾</td> <td>vi</td> <td>Interrupted</td> </tr> </tbody> </table>		Chords		Cadence	A	I	V	Imperfect	B	V	I	Perfect	C	V ⁽⁷⁾	vi	Interrupted		
	Chords		Cadence																
A	I	V	Imperfect																
B	V	I	Perfect																
C	V ⁽⁷⁾	vi	Interrupted																
(c)		Identifies the non-essential notes: (1) Suspension (accept appoggiatura) (2) Passing note (3) Chromatic passing note (4) Anticipation																	
(d)	Identifies the key AND gives TWO pieces of evidence in support, eg: <u>Key:</u> A major • G# (bar 7) is the leading note of A major • there is a V–I / perfect cadence in A major (over bars 7–8).																		
(e)	Identifies THREE keys AND describes their relationship to D major. <table border="1" data-bbox="256 1765 647 1993" style="margin-left: 40px;"> <thead> <tr> <th></th> <th>Key</th> <th>Relationship</th> </tr> </thead> <tbody> <tr> <td>X</td> <td>E minor</td> <td>Supertonic (minor)</td> </tr> <tr> <td>Y</td> <td>G major</td> <td>Subdominant</td> </tr> <tr> <td>Z</td> <td>A major</td> <td>Dominant</td> </tr> </tbody> </table>		Key	Relationship	X	E minor	Supertonic (minor)	Y	G major	Subdominant	Z	A major	Dominant						
	Key	Relationship																	
X	E minor	Supertonic (minor)																	
Y	G major	Subdominant																	
Z	A major	Dominant																	

Question One (cont'd)



Question	Achievement	Achievement with Merit	Achievement with Excellence
(f)			<p>Creates an appropriate harmonic progression, including:</p> <ul style="list-style-type: none"> • only chords I, ii, V/V⁷ and vi, and inversions used • full harmony added to first three notes • bass part only added to final six notes • accurate chord indications, including inversions • appropriate chord voicing: <ul style="list-style-type: none"> - root of chord I doubled - third of chord vi doubled - leading note not doubled - all notes of chord V⁷ present - no interval greater than an octave between any of the upper parts • smooth voice-leading: <ul style="list-style-type: none"> - leading note rises by step to tonic - seventh of chord V⁷ falls by step.
<p><i>Possible realisation:</i></p> <p>24</p> <p><i>f</i> <i>p</i></p> <p>I V⁷ vi Ib iib V I</p>			

N1	N2	A3	A4	M5	M6	E7	E8
A partial piece of evidence at Achievement level.	ONE piece of evidence at Achievement level.	TWO (of four) pieces of evidence at Achievement level.	THREE (of four) pieces of evidence at Achievement level.	Identifies THREE (of four) non-essential notes in part (c).	Identifies FOUR (of four) non-essential notes in part (c).	Creates an appropriate harmonic progression, with allowance for TWO errors, in part (f).	Creates an appropriate harmonic progression, with allowance for ONE error, in part (f).


N0 = No response; no relevant evidence.

Question	Achievement	Achievement with Merit	Achievement with Excellence
TWO	Score Extract B		
(a) (i)	<p>Completes the given harmonic framework by:</p> <ul style="list-style-type: none"> • adding two inner voices to all THREE chords <p><i>AND</i></p> <p>Makes no more than ONE error in:</p> <ul style="list-style-type: none"> • appropriate chord voicing: <ul style="list-style-type: none"> - roots of chords ii and V doubled - bass of chord Ic doubled - all notes of each triad present - no interval greater than an octave between any of the upper parts • smooth voice-leading. 		
<p><i>Possible realisation:</i></p>  <p style="text-align: center;">7</p> <p style="text-align: center;">v⁷ I I_b IV ii I_c V</p>			
(ii)	<p>Completes the given harmonic framework by:</p> <ul style="list-style-type: none"> • adding two inner voices to all FOUR chords <p><i>AND</i></p> <p>Makes no more than TWO errors in:</p> <ul style="list-style-type: none"> • appropriate chord voicing: <ul style="list-style-type: none"> - roots of chords I and Ib doubled - leading note not doubled - all notes of each triad present - no interval greater than an octave between any of the upper parts • smooth voice-leading: <ul style="list-style-type: none"> - seventh of chord V⁷_c falls by step. 		
<p><i>Possible realisation:</i></p>  <p style="text-align: center;">9</p> <p style="text-align: center;">v⁷ I_b v⁷_c I</p>			

Question Two (cont'd)

Question	Achievement	Achievement with Merit	Achievement with Excellence
(b)		<p>Completes the harmonic voicing by:</p> <ul style="list-style-type: none"> • adding a bass part and two inner voices <p>AND</p> <p>Makes no more than TWO errors in:</p> <ul style="list-style-type: none"> • appropriate chord voicing: <ul style="list-style-type: none"> - root of each chord doubled - leading note not doubled - all notes of each triad present • smooth voice-leading <ul style="list-style-type: none"> - leading note rises by step to tonic - seventh of chord V⁷ falls by step. 	
<p>Possible realisation:</p> 			
(c) (i)		<p>Identifies the pivot chord AND describes it in relation to both keys:</p> <ul style="list-style-type: none"> • Vc in A major / Ic in E major <p>AND</p> <p>Analyses the function of TWO (of 3) accidentals, eg:</p> <ul style="list-style-type: none"> • D# – leading note of E major • E# – chromatic auxiliary / neighbour note • E♭ – reminder / courtesy accidental. 	
(ii)			

Question Two (cont'd)

Question	Achievement	Achievement with Merit	Achievement with Excellence
(d)			Creates an appropriate harmonic progression, including: <ul style="list-style-type: none"> • similar style to preceding bars • accurate chord indications • appropriate chord voicing: <ul style="list-style-type: none"> - root or fifth of each chord doubled - leading note not doubled - all notes present in any 7th chord • smooth voice-leading: <ul style="list-style-type: none"> - leading notes and 7ths resolved appropriately • appropriate harmonic rhythm • idiomatic keyboard writing.
<p><i>Possible harmonisation:</i></p>  <p style="text-align: center;"> V^7b vii^7 IVc I Ic V^7 I </p>			



N1	N2	A3	A4	M5	M6	E7	E8
ONE (of three) piece of evidence at Achievement level partially correct.	TWO (of two) pieces of evidence at Achievement level partially correct.	ONE (of two) piece of evidence at Achievement level.	TWO (of two) pieces of evidence at Achievement level.	ONE (of two) piece of evidence at Merit level.	TWO (of two) pieces of evidence at Merit level.	Creates an appropriate harmonic progression, with allowance for TWO errors, in part (d).	Creates an appropriate and stylish harmonic progression, with allowance for TWO errors, in part (d).

N0 = No response; no relevant evidence.

Question	Achievement	Achievement with Merit	Achievement with Excellence
THREE	Score Extract C		
(a)	Identifies the chords using jazz / rock notation: (1) B \flat (2) Gm ⁷ (accept B \flat /G) (3) C ⁷ (4) B \flat m		
(b)		Completes the harmonic voicing of the passage, including: • accurate notation • appropriate chord voicing • smooth voice-leading.	
<i>Possible realisation:</i>			
(c)			Creates an appropriate harmonic progression, including: • accurate chord indications • appropriate chord voicing • smooth voice-leading • appropriate harmonic rhythm • idiomatic keyboard writing.
<i>Possible harmonisation:</i>			

N1	N2	A3	A4	M5	M6	E7	E8
Identifies ONE chord in part (a).	Identifies TWO chords in part (a).	Identifies THREE chords in part (a).	Identifies FOUR chords in part (a).	Completes the harmonic voicing, with allowance for TWO errors, in part (b).	Completes the harmonic voicing, with allowance for ONE error in part (b).	Creates an appropriate harmonic progression, with allowance for TWO errors, in part (c).	Creates an appropriate and stylish harmonic progression, with allowance for TWO errors, in part (c).

N0 = No response; no relevant evidence.

Question	Achievement	Achievement with Merit	Achievement with Excellence
FOUR	Score Extract D		
(a)	Identifies the chords using figured bass notation: (1) $\overset{7}{\#}$ (2) $\overset{6}{5}$ (3) $\#$ (4) $\flat 6$		
(b)		Completes the harmonic voicing of the passage, including: <ul style="list-style-type: none"> • accurate notation • appropriate chord voicing • smooth voice-leading. 	
<p><i>Possible realisation:</i></p>  <p style="text-align: center;">6 7 #6</p>			
(c)			Creates an appropriate harmonic progression, including: <ul style="list-style-type: none"> • accurate chord indications • appropriate chord voicing • smooth voice-leading • appropriate harmonic rhythm • idiomatic keyboard writing.
<p><i>Possible harmonisation:</i></p>  <p style="text-align: center;">6 7 5 4 # 6</p>			

N1	N2	A3	A4	M5	M6	E7	E8
Identifies ONE chord in part (a).	Identifies TWO chords in part (a).	Identifies THREE chords in part (a).	Identifies FOUR chords in part (a).	Completes the harmonic voicing, with allowance for TWO errors, in part (b).	Completes the harmonic voicing, with allowance for ONE error in part (b).	Creates an appropriate harmonic progression, with allowance for TWO errors, in part (c).	Creates an appropriate and stylish harmonic progression, with allowance for TWO errors, in part (c).

N0 = No response; no relevant evidence.

Judgement Statement

	Not Achieved	Achievement	Achievement with Merit	Achievement with Excellence
Score range	0 – 8	9 – 14	15 – 19	20 – 24